

5 OPzV250(2V250Ah)

OPzV Series Battery

SPACEFLIGHT OPzV Series battery is Tubular GEL battery, designed with an innovative tubular plates which provide greater capacity and enhanced cycle life. The battery has been specifically designed for longer life, greater reliability and strong resilience to high temperature making them ideal for critical power applications and energy storage.

Applications

- Solar and wind power systems
- Uninterruptible power supplies
- Communication systems
- Telecommunication systems
- Emergency Power Systems

General Features

- 20 years design life(25 °C)
- Non-spillable construction
- Sealed and maintenance-free
- Advanced tubular positive plates
- Excellent recovery from deep discharge
- Longer Life and low self-discharge

Standards

- Compliance with IEC, BS, JIS and EU standards.
- UL, CE Certified
- ISO45001,ISO9001 and ISO14001 certified production facilities

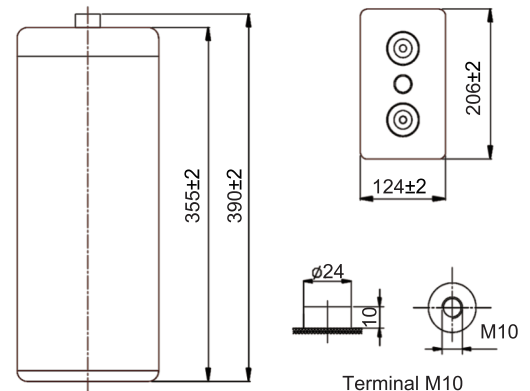
Specifications

Rated Voltage	2V	
Nominal Capacity	250Ah	(C ₁₀ , 1.80V)
Approx Weight	22.5kg±3%(49.6lbs)	
Terminal	F28	
Rated Capacity(25°C)	306 Ah	(120hr,2.55A,1.85V)
	300 Ah	(100hr,3.00A,1.85V)
	250 Ah	(10hr,25A,1.80V)
	187.5 Ah	(3hr,62.5A,1.80V)
Max.Discharge/Charge Current	1250A(5s) / 62.5A	
Max.Short Circuit Current	2737A	
Internal Resistance(25°C)	Approx 1.0 mΩ	
Operating Temp.Range	Discharge	-20~60°C(-4~140°F)
	Charge	-10~50°C(14~122°F)
	Storage	-20~60°C(-4~140°F)
Nominal operating temperature	25±5°C	
Charge Voltage @25°C(77°F)	Cycle Use	Initial Charging Current less than 62.5A. Voltage 2.4V~2.45V at 25°C(77°F)Temp. Coefficient -5mV/°C
	Standby Use	Initial Charging Current less than 62.5A. Voltage 2.25V~2.27V at 25°C(77°F)Temp. Coefficient -3mV/°C
Temperature effects on capacity	40°C (104°F)	103%
	25°C (77°F)	100%
	0°C (32°F)	86%
	-15°C (5°F)	65%
Self Discharge(25°C)	Capacity after 3 months storage	91%
	Capacity after 6 months storage	82%
	Capacity after 12 months storage	65%



Dimensions

unit:mm



Length	206±2mm (8.11 inches)
Width	124±2mm (4.88 inches)
Container Height	355±2mm (14.0 inches)
Total Height	390±2mm (15.4 inches)

Battery Construction

Component	Positive plate	Negative plate	Container	Safety valve	Terminal	Separator	Electrolyte
Raw material	Lead dioxide	Lead	ABS(UL94-HB) or FR(UL94-V0)	Rubber	Copper	PVC-SiO ₂	Fumed Silicon

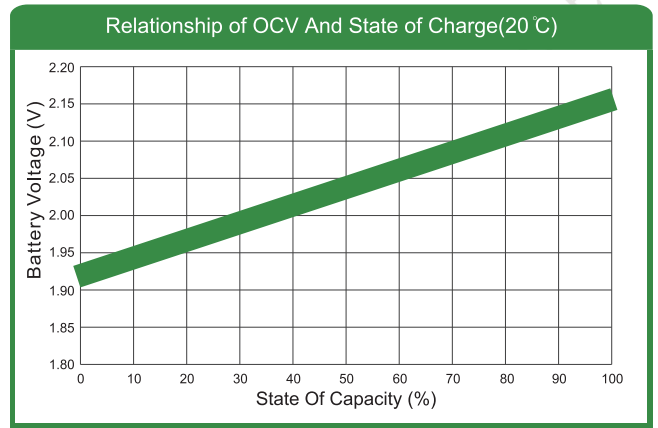
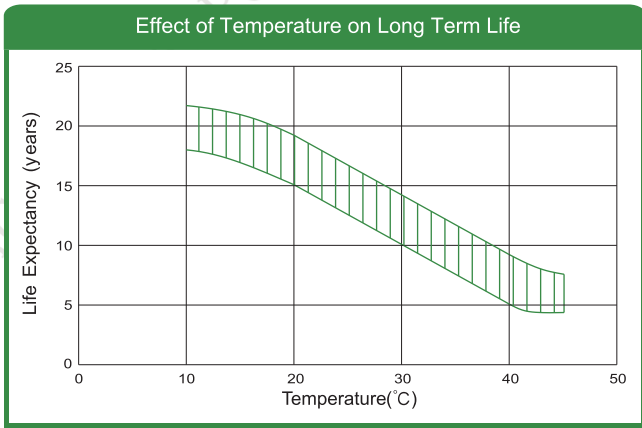
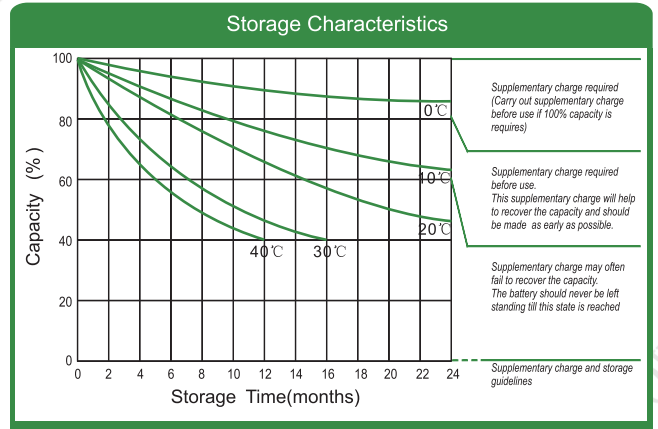
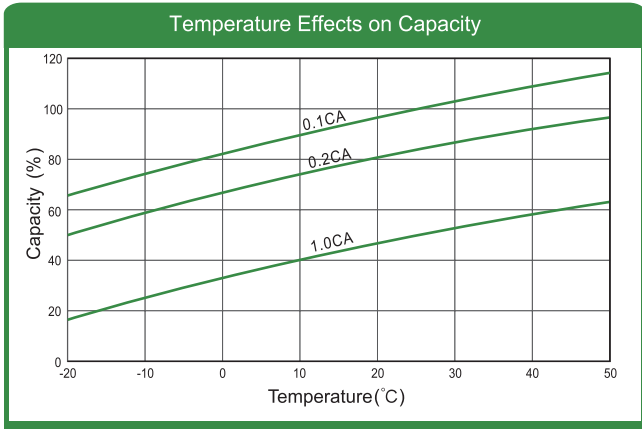
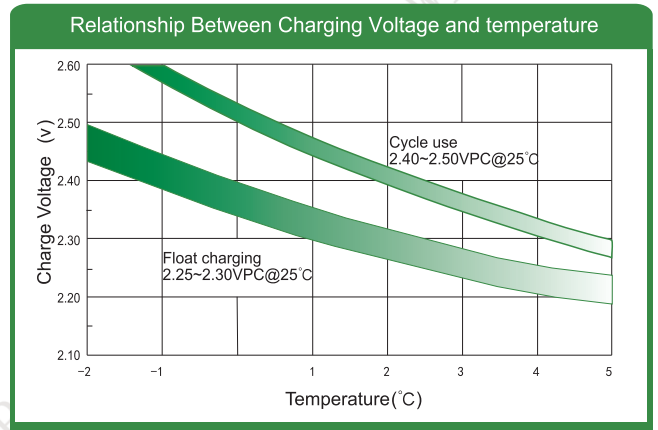
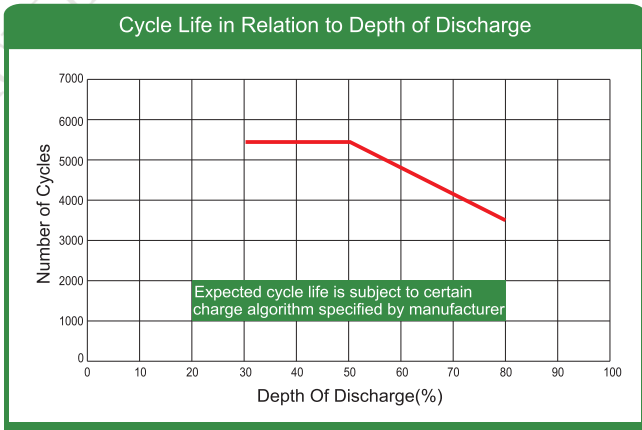
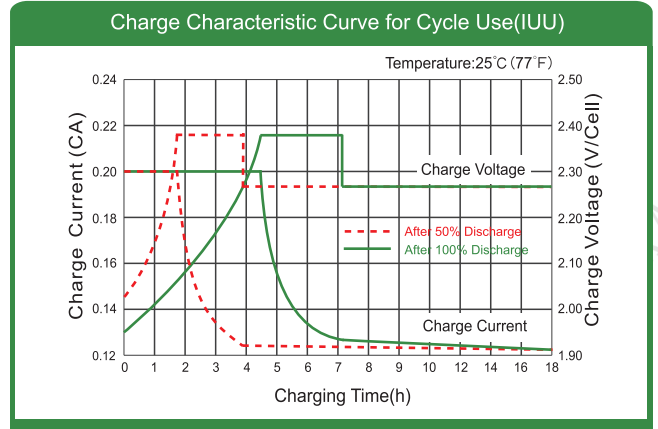
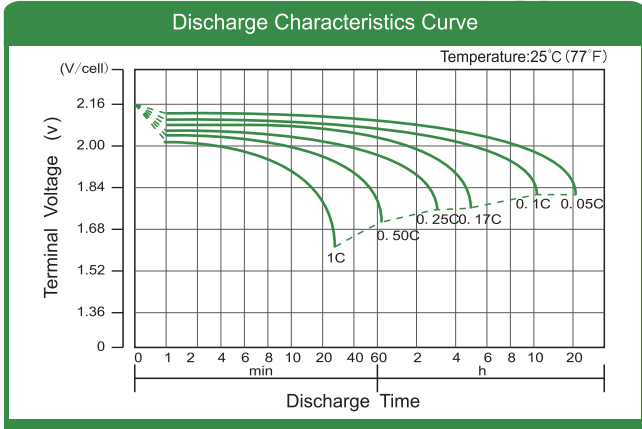
Constant Current Discharge (Amperes) at 25°C(77°F)

E.V/Time	30min	1h	3h	5h	10h	20h	48h	100h	120h
1.65V	235	149	67.1	47.3	25.6	13.5	/	/	/
1.70V	214	139	65.1	44.8	25.5	13.4	6.13	/	/
1.75V	203	130	64.3	43.6	25.5	13.4	6.10	/	/
1.80V	191	128	62.5	41.9	25.0	13.3	6.05	/	/
1.85V	174	122	61.1	40.9	23.6	12.6	6.00	3.00	2.55

Constant Power Discharge (Watts/cell) at 25°C(77°F)

E.V/Time	30min	1h	3h	5h	10h	20h	48h	100h	120h
1.65V	459	294	134	94.3	50.8	27.0	/	/	/
1.70V	417	276	129	89.3	50.7	26.8	12.4	/	/
1.75V	395	259	128	87.1	50.7	26.8	12.3	/	/
1.80V	373	254	124	83.6	49.8	26.5	12.0	/	/
1.85V	339	244	121	81.4	47.0	25.2	11.9	6.10	5.20

Note: The above characteristics data are average values obtained Within three charge/discharge cycles not the minimum.



Factory address: Fukang Industrial Zone, Longnan, Ganzhou, Jiangxi Province, China.
 Shenzhen Office: RM208-210, Building D, Tongju industrial Park, No.4, Longping West Road, Longgang District, Shenzhen.
 TEL: +86-755-28288189 sales@sfbattery.com www.sfbattery.com