

OPzS Series Battery

SPACEFLIGHT OPzS Series battery is Tubular Flooded battery, designed with an innovative tubular plates which provide greater capacity and enhanced cycle life. The battery has been specifically designed for longer life, greater reliability and strong resilience to high temperature making them ideal for critical power applications and energy storage.

Applications

- Solar and wind power systems
- Uninterruptible power supplies
- Communication systems
- Telecommunication systems
- Emergency Power Systems

General Features

- 20 years designed floating life(25°C)
- Non-spillable construction
- Sealed and maintenance-free
- Advanced tubular positive plates
- Excellent recovery from deep discharge
- Longer Life and low self-discharge

Standards

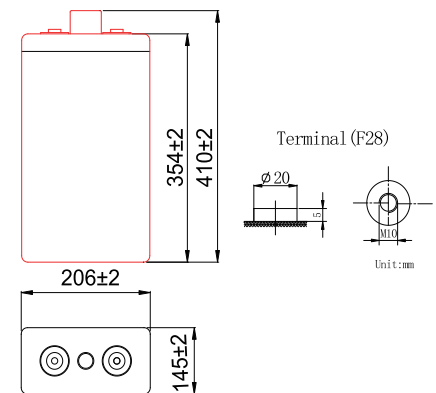
- Compliance with IEC, BS, JIS and EU standards.
- UL, CE Certified
- ISO45001,ISO9001 and ISO14001 certified production facilities

Specifications

Rated Voltage	2V	
Nominal Capacity	300Ah	(C ₁₀ , 1.8V)
Approx Weight	Without Electrolyte 17.2kg/With Electrolyte 24.3kg	
Terminal	F28	
Rated Capacity(25°C)	439 Ah	(240hr, 1.83A, 1.85V)
	360 Ah	(100hr, 3.60A, 1.85V)
	300 Ah	(10hr, 30.0A, 1.80V)
	252 Ah	(5hr, 50.40A, 1.80V)
Max.Discharge/Charge Current	1500A(5s)/ 75A	
Max.Short Circuit Current	3600A	
Internal Resistance(25°C)	Approx 1.0mΩ	
Operating Temp.Range	Discharge	-20~60°C(-4~140°F)
	Charge	-10~50°C(14~122°F)
	Storage	-20~60°C(-4~140°F)
Nominal operating temperature	25±5°C	
Charge Voltage @25°C(77°F)	Cycle Use	Initial Charging Current less than 75A. Voltage 2.4V~2.45V at 25°C(77°F)Temp. Coefficient -5mV/°C
	Standby Use	Initial Charging Current less than 75A. Voltage 2.23V~2.25V at 25°C(77°F)Temp. Coefficient -3mV/°C
Temperature effects on capacity	40°C (104°F)	103%
	25°C (77°F)	100%
	0°C (32°F)	86%
	-15°C (5°F)	65%
Self Discharge(25°C)	Capacity after 3 months storage	91%
	Capacity after 6 months storage	82%
	Capacity after 12 months storage	65%



Dimensions unit:mm



Length	206±2mm (8.11 inches)
Width	145±2mm (5.71 inches)
Container Height	354±2mm (13.9 inches)
Total Height	410±2mm (16.1 inches)

Battery Construction

Component	Positive plate	Negative plate	Container	Safety valve	Terminal	Separator	Electrolyte
Raw material	Lead dioxide	Lead	ABS(UL94-HB) or FR(UL94-V0)	Rubber	Copper	PVC	Sulfuric acid

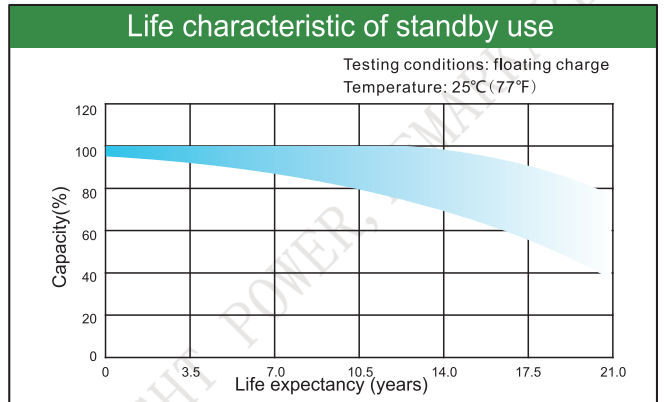
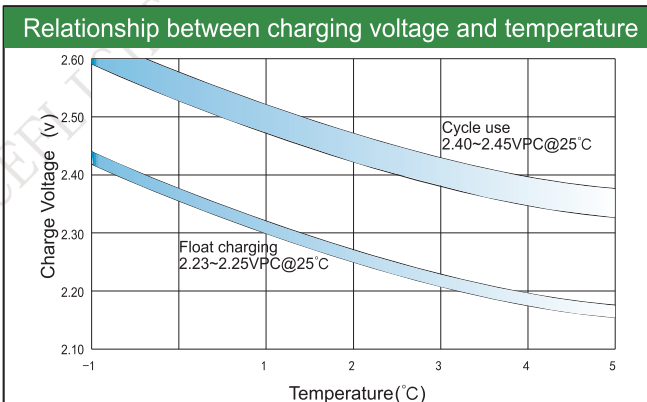
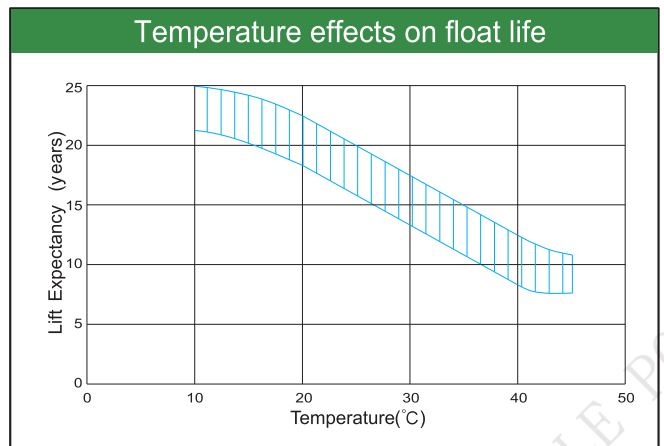
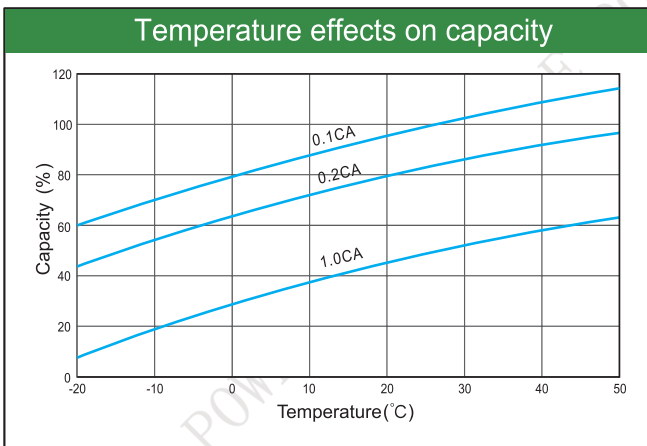
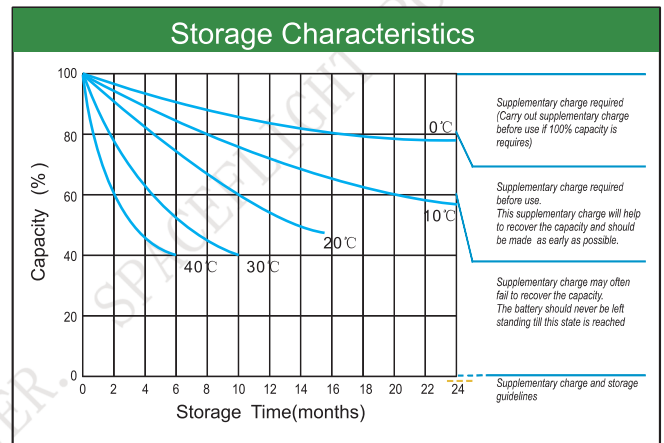
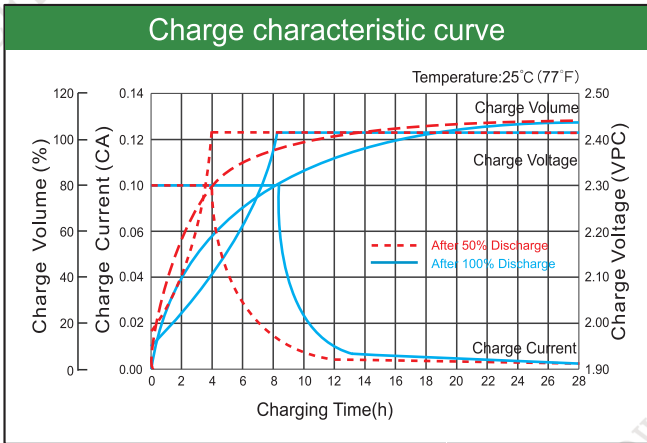
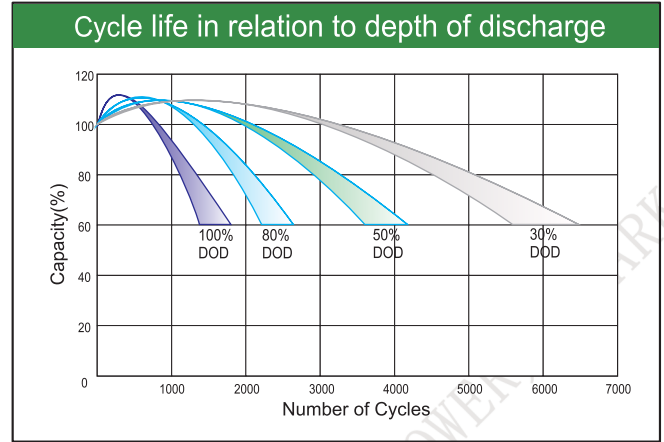
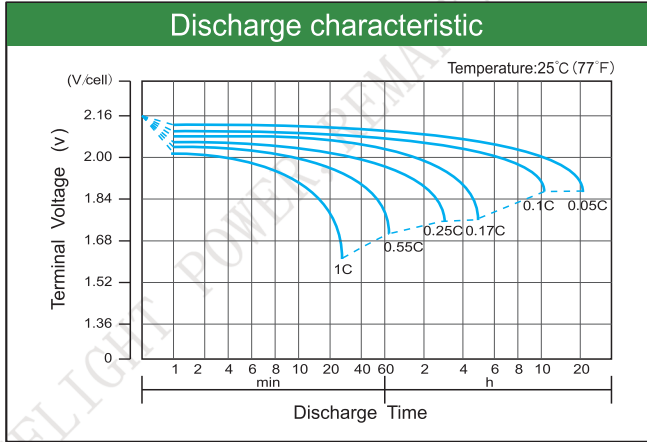
Constant Current Discharge (Amperes) at 25°C(77°F)

E.V/Time	1h	3h	5h	10h	24h	48h	100h	120h	240h
1.70V	152	76.5	52.2	30.6	-----	-----	-----	-----	-----
1.75V	142	75.0	51.0	30.6	15.9	8.70	-----	-----	-----
1.80V	132	71.1	50.4	30.0	15.6	8.70	-----	-----	-----
1.85V	130	69.6	47.4	29.1	15.3	8.40	3.60	3.12	1.83
1.90V	122	66.0	45.9	27.9	14.4	8.10	3.54	3.06	1.80

Constant Power Discharge (Watts/cell) at 25°C(77°F)

E.V/Time	1h	3h	5h	10h	24h	48h	100h	120h	240h
1.70V	284	146	99.6	59.1	-----	-----	-----	-----	-----
1.75V	268	143	98.1	59.1	31.7	17.4	-----	-----	-----
1.80V	252	137	97.2	58.8	31.1	17.5	-----	-----	-----
1.85V	249	135	93.0	57.6	30.6	17.0	7.32	6.36	3.75
1.90V	236	129	90.9	55.8	29.0	16.5	7.20	6.27	3.69

Note: The above characteristics data are average values obtained Within three charge/discharge cycles not the minimum.



Factory address: Fukang Industrial Zone, Longnan, Ganzhou, Jiangxi Province, China.
 Shenzhen Office: RM208-210, Building D, Tongju industrial Park, No.4, Longping West Road, Longgang District, Shenzhen.
 TEL: +86-755-28288189 sales@sfbattery.com www.sfbattery.com