

### HT Series General Battery

Spaceflight HT Series VRLA batteries are designed with AGM technology, high performance plates and technology to give extra power output for common power backup system. HT series batteries are the general purpose with 5-8 years floating design life at 25°C

### Applications

- Uninterruptible Power Supply (UPS)
- Emergency backup power supply
- Auto control system
- Communication power supply
- Alarm and security system
- Electric Power System (EPS)

### General Features

- 10-12 years design life(25°C)
- Non-spillable construction
- Sealed and maintenance-free
- High reliability and stability
- High purity raw material: long life and low self-discharge

### Standards

- Compliance with IEC, BS, JIS and EU standards.
- UL, CE Certified
- ISO45001,ISO9001 and ISO14001 certified production facilities

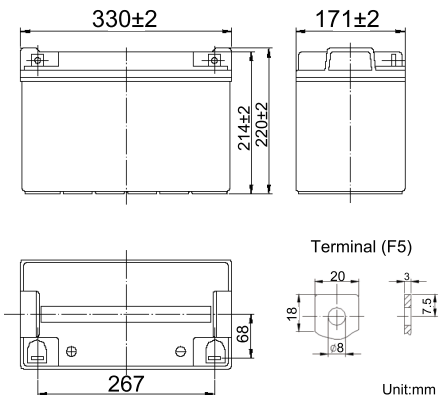
### Specifications

Rated Voltage	12V	
Nominal Capacity	100Ah	(C <sub>10</sub> , 10.8V)
Approx Weight	29.5kg±3%(65.04lbs)	
Terminal	F5	
Rated Capacity(25°C)	106 Ah	(20hr,5.3A,10.5V)
	100 Ah	(10hr,10A,10.8V)
	91.5 Ah	(5hr,18.3A,10.5V)
	75 Ah	(1hr,75A,9.6V)
Max.Discharge Current	1000A(5s)	
Max.Charge Current	25A	
Internal Resistance(25°C)	Approx 4.5mΩ	
Operating Temp.Range	Discharge	-20~60°C(-4~140°F)
	Charge	-10~50°C(14~122°F)
	Storage	-20~60°C(-4~140°F)
Nominal operating temperature	25±5°C	
Charge Voltage @25°C(77°F)	Cycle Use	Initial Charging Current less than 25A. Voltage 14.4V~15.0V at 25°C(77°F)Temp. Coefficient -30mV/°C
	Standby Use	Initial Charging Current less than 25A. Voltage 13.5V~13.8V at 25°C(77°F)Temp. Coefficient -20mV/°C
Temperature effects on capacity	40°C (104°F)	103%
	25°C (77°F)	100%
	0°C (32°F)	86%
	-15°C (5°F)	65%
Self Discharge(25°C)	Capacity after 3 months storage	91%
	Capacity after 6 months storage	82%
	Capacity after 12 months storage	65%



### Dimensions

unit:mm



Length	330±2mm (13.0 inches)
Width	171±2mm (6.74 inches)
Container Height	214±2mm (8.43 inches)
Total Height	220±2mm (8.66 inches)

### Battery Construction

Component	Positive plate	Negative plate	Container	Safety valve	Terminal	Separator	Electrolyte
Raw material	Lead dioxide	Lead	ABS(UL94-HB) or FR(UL94-V0)	Rubber	Copper	Fiberglass	Sulfuric acid

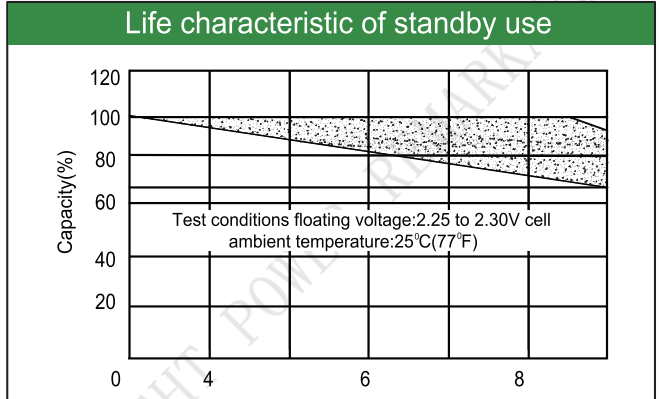
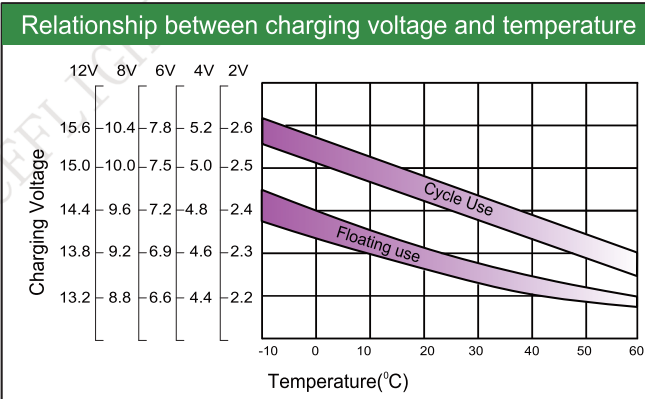
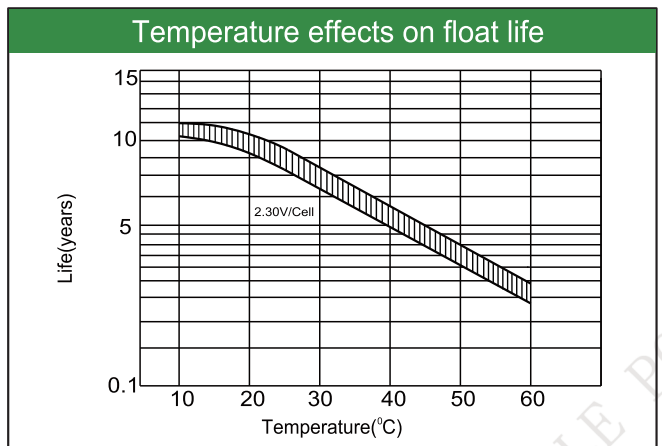
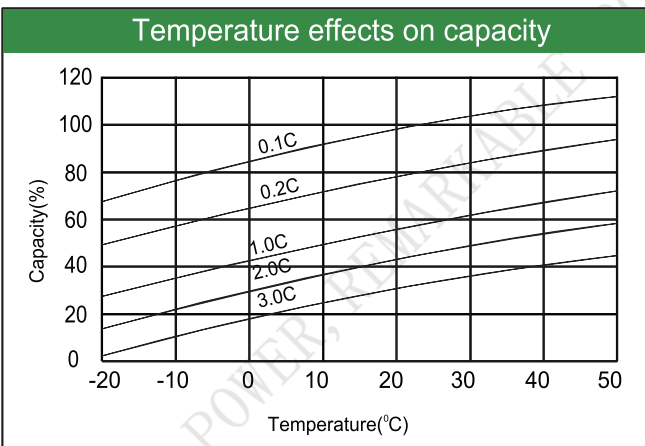
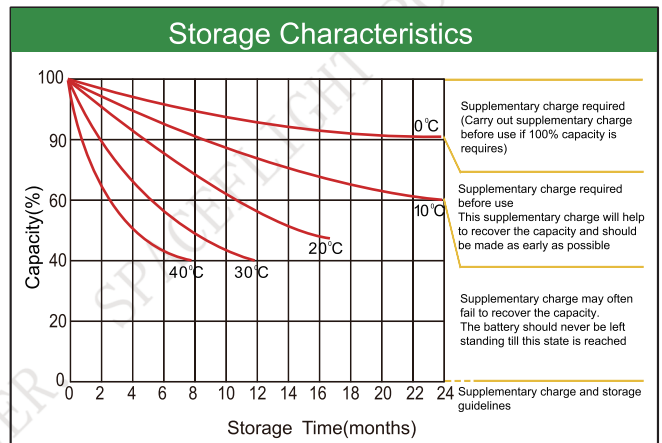
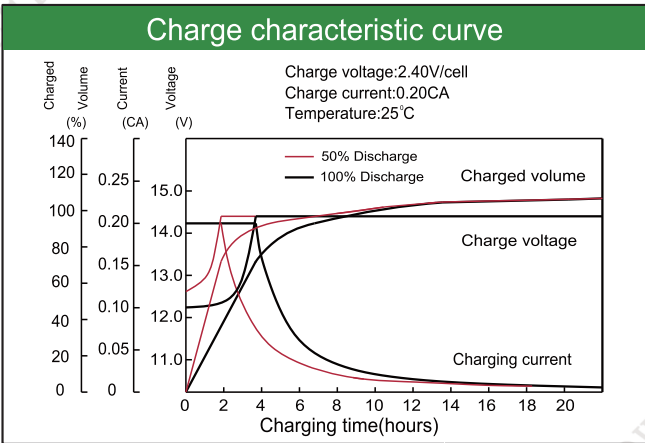
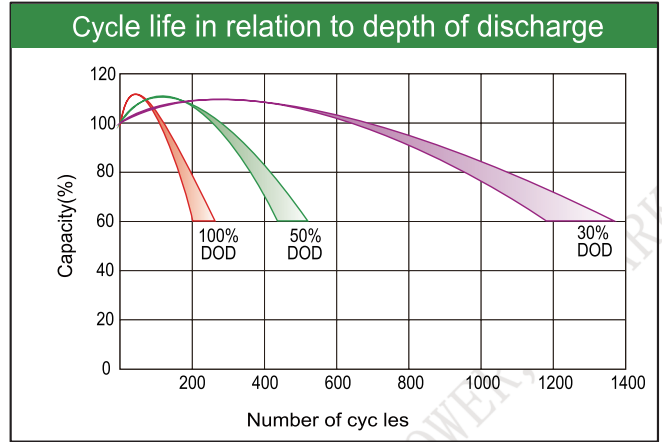
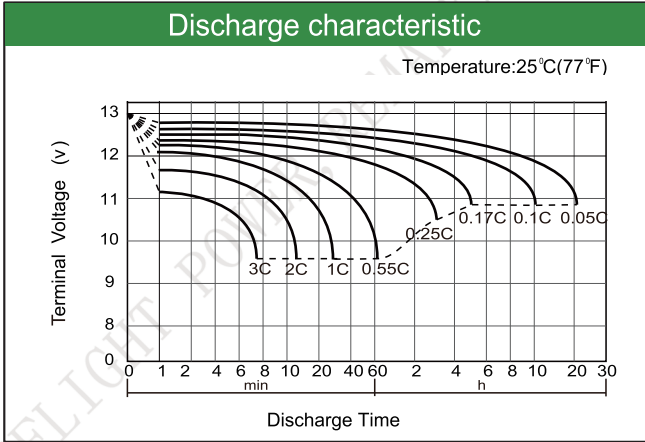
### Constant Current Discharge (Amperes) at 25°C(77°F)

E.V/Time	5min	10min	15min	30min	1h	3h	5h	10h	20h
1.60V	/	283	220	125	75.0	29.1	19.5	10.4	5.45
1.65V	/	270	210	122	73.5	28.6	19.1	10.4	5.40
1.70V	/	255	198	118	72.0	28.0	18.7	10.3	5.35
1.75V	/	240	186	114	70.5	27.4	18.3	10.2	5.30
1.80V	/	223	173	109	68.8	26.8	17.8	10.0	5.20

### Constant Power Discharge (Watts/cell) at 25°C(77°F)

E.V/Time	5min	10min	15min	30min	45min	1h	2h	3h	5h
1.60V	/	471	385	231	168	128	71.0	52.3	35.5
1.65V	/	455	375	223	162	126	69.6	51.4	34.8
1.70V	/	432	362	215	157	123	68.1	50.5	34.1
1.75V	/	424	348	207	152	120	66.6	49.6	33.4
1.80V	/	396	332	197	145	116	64.8	48.5	32.7

Note: The above characteristics data are average values obtained Within three charge/discharge cycles not the minimum.



Factory address: Fukang Industrial Zone, Longnan, Ganzhou, Jiangxi Province, China.  
 Shenzhen Office: RM208-210, Building D, Tongju industrial Park, No.4, Longping West Road, Longgang District, Shenzhen.  
 TEL: +86-755-28288189      [sales@sfbattery.com](mailto:sales@sfbattery.com)      [www.sfbattery.com](http://www.sfbattery.com)