

HT Series General Battery

Spaceflight HT Series VRLA batteries are designed with AGM technology, high performance plates and technology to give extra power output for common power backup system. HT series batteries are the general purpose with 5-8 years floating design life at 25°C

Applications

- Uninterruptible Power Supply (UPS)
- Emergency backup power supply
- Auto control system
- Communication power supply
- Alarm and security system
- Electric Power System (EPS)

General Features

- 10-12 years design life(25°C)
- Non-spillable construction
- Sealed and maintenance-free
- High reliability and stability
- High purity raw material: long life and low self-discharge

Standards

- Compliance with IEC, BS, JIS and EU standards.
- UL, CE Certified
- ISO45001,ISO9001 and ISO14001 certified production facilities

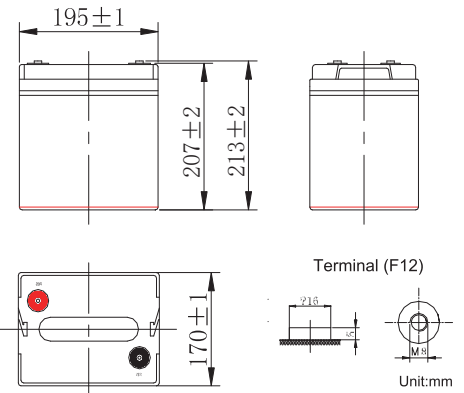
Specifications

Rated Voltage	6V	
Nominal Capacity	100Ah	(C ₁₀ ,5.25V)
Approx Weight	16.5kg±3%(36.3lbs)	
Terminal	F12	
Rated Capacity(25°C)	104 Ah	(20hr,5.2A,5.25V)
	100 Ah	(10hr,10A,5.25V)
	83 Ah	(5hr,16.6A,5.25V)
	65 Ah	(1hr,65A,4.8V)
Max.Discharge Current	1000A(5s)	
Max.Charge Current	25A	
Internal Resistance(25°C)	Approx 4mΩ	
Operating Temp.Range	Discharge	-20~60°C(-4~140°F)
	Charge	-10~50°C(14~122°F)
	Storage	-20~60°C(-4~140°F)
Nominal operating temperature	25±5°C	
Charge Voltage @25°C(77°F)	Cycle Use	Initial Charging Current less than 25A. Voltage 7.2V~7.5V at 25°C(77°F)Temp. Coefficient -30mV/°C
	Standby Use	Initial Charging Current less than 25A. Voltage 6.75V~6.9V at 25°C(77°F)Temp. Coefficient -20mV/°C
Temperature effects on capacity	40°C (104°F)	103%
	25°C (77°F)	100%
	0°C (32°F)	86%
	-15°C (5°F)	65%
Self Discharge(25°C)	Capacity after 3 months storage	91%
	Capacity after 6 months storage	82%
	Capacity after 12 months storage	65%



Dimensions

unit:mm



Length	195±2mm (7.68 inches)
Width	170±2mm (6.69 inches)
Container Height	207±2mm (8.15inches)
Total Height	213±2mm (8.39inches)

Battery Construction

Component	Positive plate	Negative plate	Container	Safety valve	Terminal	Separator	Electrolyte
Raw material	Lead dioxide	Lead	ABS(UL94-HB) or FR(UL94-V0)	Rubber	Copper	Fiberglass	Sulfuric acid

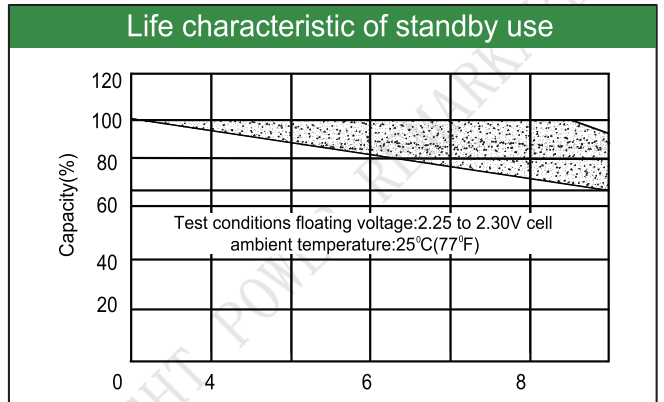
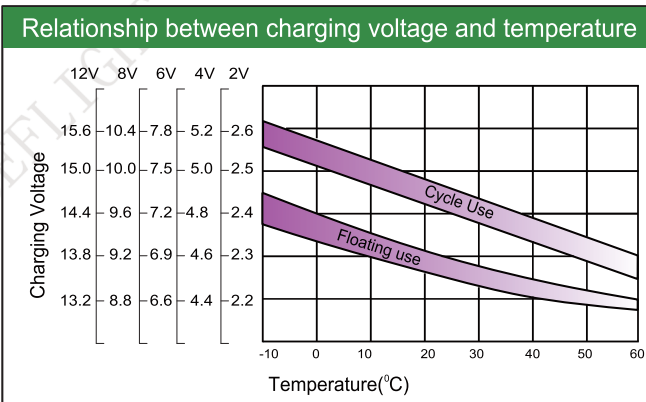
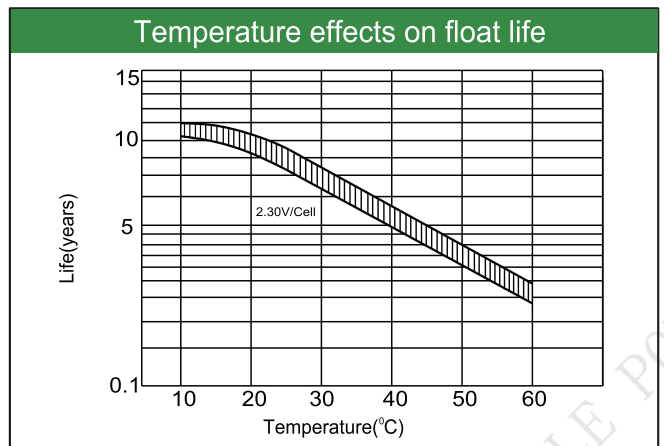
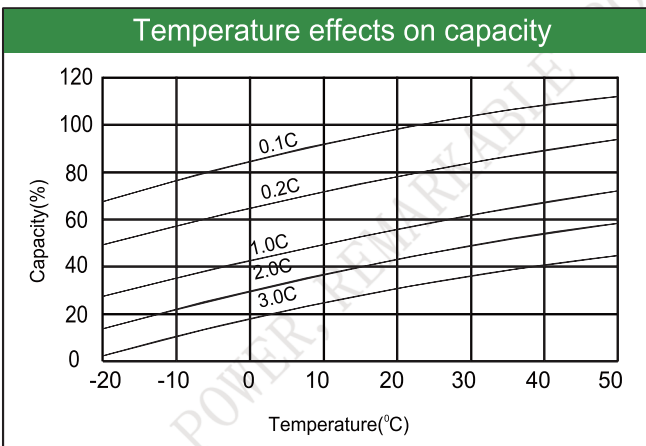
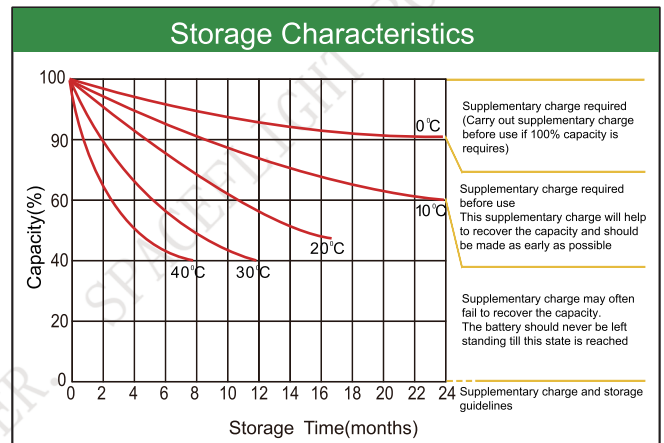
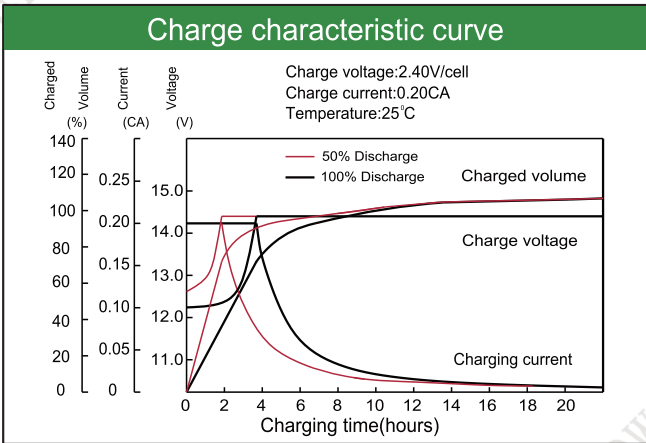
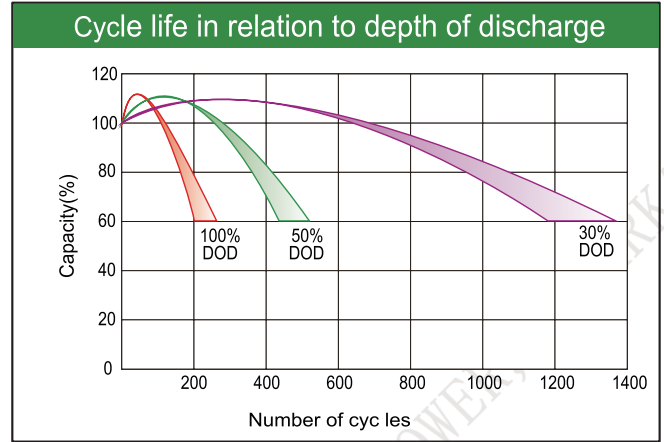
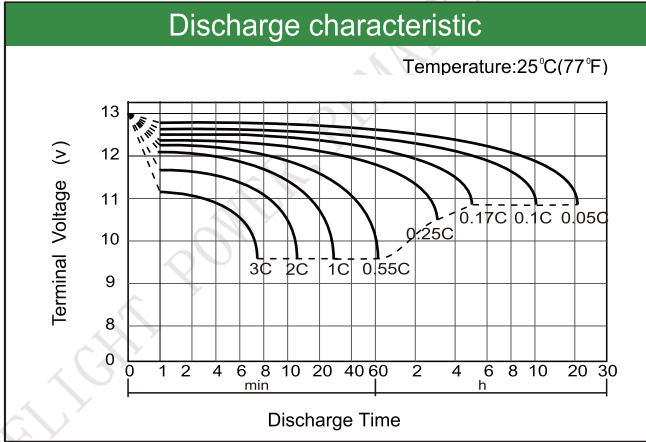
Constant Current Discharge (Amperes) at 25°C(77°F)

E.V/Time	5min	10min	15min	30min	60min	3h	5h	10h	20h
1.60V	/	231	190	112	65.0	27.5	18.3	10.2	5.30
1.65V	/	220	182	108	62.8	26.5	17.8	10.2	5.25
1.70V	/	208	173	103	60.5	25.5	17.2	10.1	5.25
1.75V	/	196	164	98.7	58.2	24.4	16.6	10.0	5.20
1.80V	/	183	154	93.7	55.7	23.2	15.9	9.9	5.10

Constant Power Discharge (Watts/cell) at 25°C(77°F)

E.V/Time	5min	10min	15min	30min	45min	60min	2h	3h	5h
1.60V	/	395	315	200	152	124	70.5	52.0	37.0
1.65V	/	379	305	193	147	121	68.5	51.0	36.4
1.70V	/	362	293	185	142	118	66.0	49.8	37.5
1.75V	/	344	281	177	136	114	63.5	48.5	35.0
1.80V	/	324	267	168	129	109	60.9	47.0	34.1

Note: The above characteristics data are average values obtained Within three charge/discharge cycles not the minimum.



Factory address: Fukang Industrial Zone, Longnan, Ganzhou, Jiangxi Province, China.
 Shenzhen Office: RM208-210, Building D, Tongju industrial Park, No.4, Longping West Road, Longgang District, Shenzhen.
 TEL: +86-755-28288189 sales@sfbattery.com www.sfbattery.com