

### HTD Series Battery

SPACEFLIGHT HTD series battery is Deep Cycle AGM battery designed with thicker plates with more high-density active materials which makes the battery can with stand repeated deep cyclic applications.

#### Applications

- Solar and wind power systems
- Communication systems
- Uninterruptible power supplies
- Golf carts and buggies
- Alarm and security system
- Electric toy and wheelchairs, etc

#### General Features

- 10 years designed floating life(25°C)
- Non-spillable construction
- Sealed and maintenance-free
- Excellent recovery from deep discharge
- High density active materials plates
- Longer Life and low self-discharge

#### Standards

- Compliance with IEC, BS, JIS and EU standards.
- UL, CE Certified
- ISO45001,ISO9001 and ISO14001 certified production facilities

#### Specifications

Rated Voltage	12V	
Nominal Capacity	120Ah	(C <sub>10</sub> , 10.8V)
Approx Weight	35.5kg±3%(78.2lbs)	
Terminal	F12	

Rated Capacity(25°C)	130 Ah	( 20hr,6.5A,10.5V)
	120 Ah	(10hr,12A,10.8V)
	102 Ah	(5hr,20.4A,10.5V)
	72 Ah	(1hr,72A,9.6V)

Max.Discharge Current 1200A(5s)

Max.Charge Current 30A

Internal Resistance(25°C) Approx 4mΩ

Operating Temp.Range	Discharge	-20~60°C(-4~140°F)
	Charge	-10~50°C(14~122°F)
	Storage	-20~60°C(-4~140°F)

Nominal operating temperature 25±5°C

Charge Voltage @25°C(77°F)	Cycle Use	Initial Charging Current less than 30A. Voltage 14.4V~15.0V at 25°C(77°F)Temp. Coefficient -30mV/°C
	Standby Use	Initial Charging Current less than 30A. Voltage 13.5V~13.8V at 25°C(77°F)Temp. Coefficient -20mV/°C

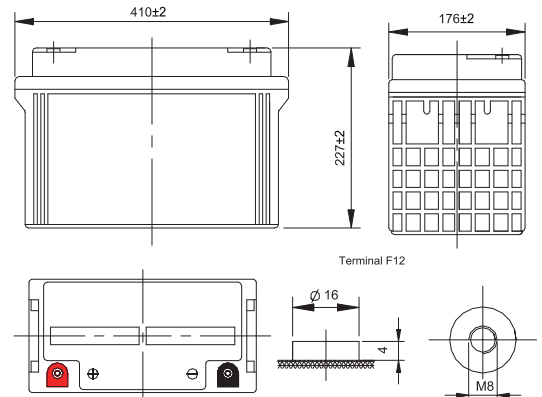
Temperature effects on capacity	40°C (104°F)	103%
	25°C (77°F)	100%
	0°C (32°F)	86%
	-15°C (5°F)	65%

Self Discharge(25°C)	Capacity after 3 months storage	91%
	Capacity after 6 months storage	82%
	Capacity after 12 months storage	65%



#### Dimensions

unit:mm



Length	410±2mm (16.1 inches)
Width	176±2mm (6.93 inches)
Container Height	227±2mm (8.94 inches)
Total Height	227±2mm (8.94 inches)

#### Battery Construction

Component	Positive plate	Negative plate	Container	Safety valve	Terminal	Separator	Electrolyte
Raw material	Lead dioxide	Lead	ABS(UL94-HB) or FR(UL94-V0)	Rubber	Copper	Fiberglass	Sulfuric acid

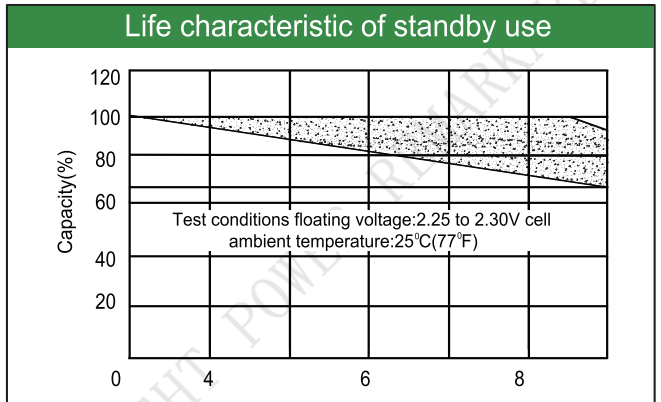
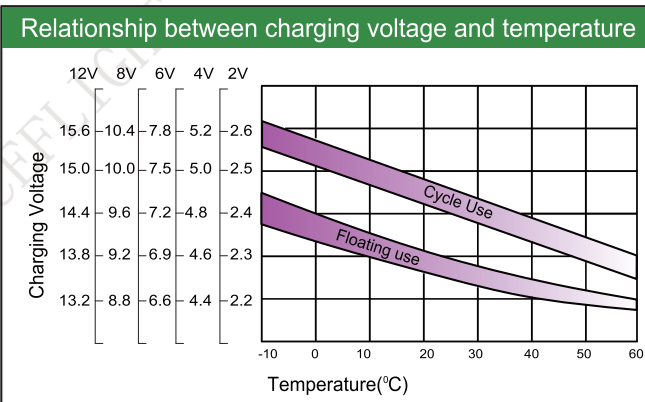
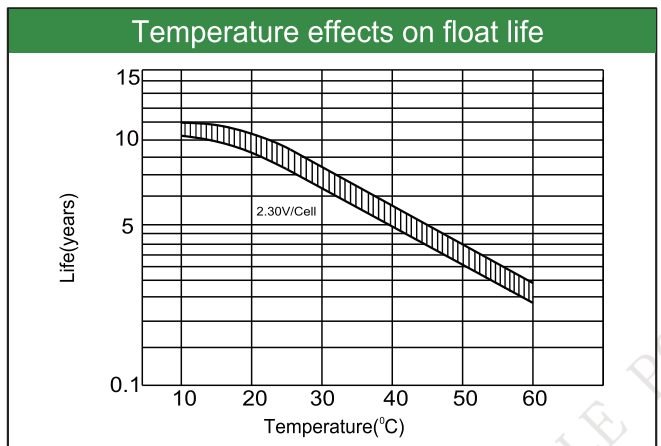
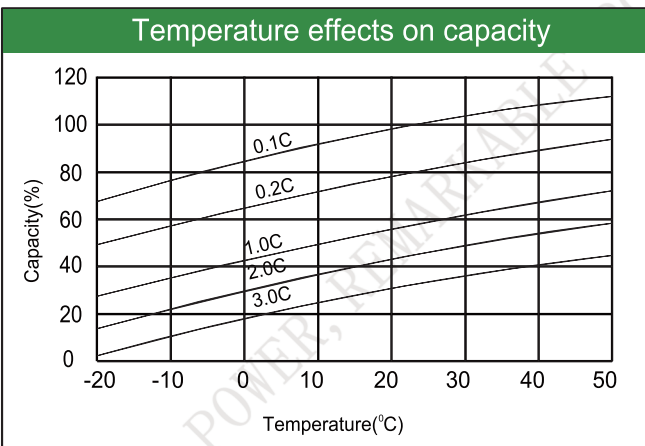
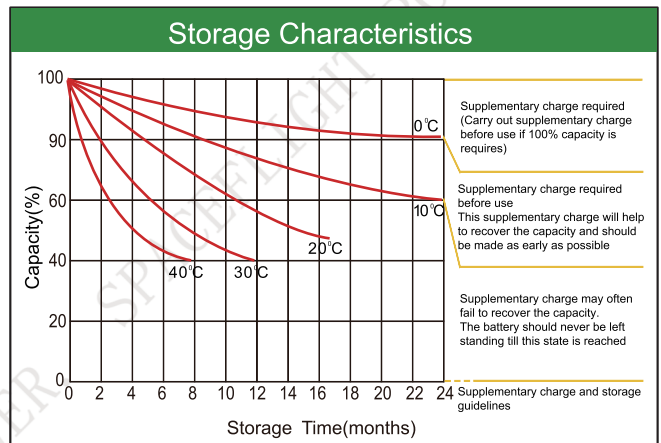
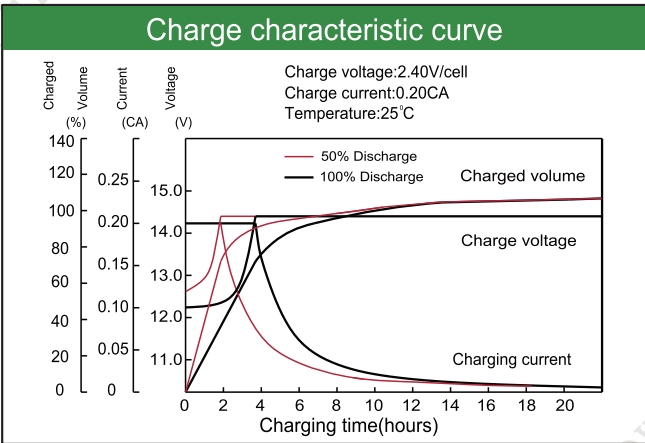
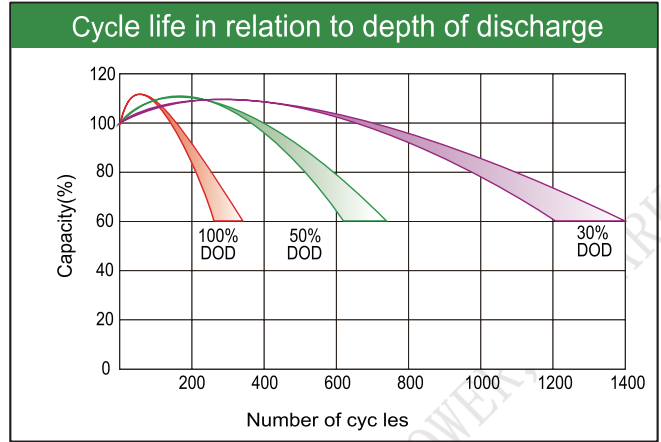
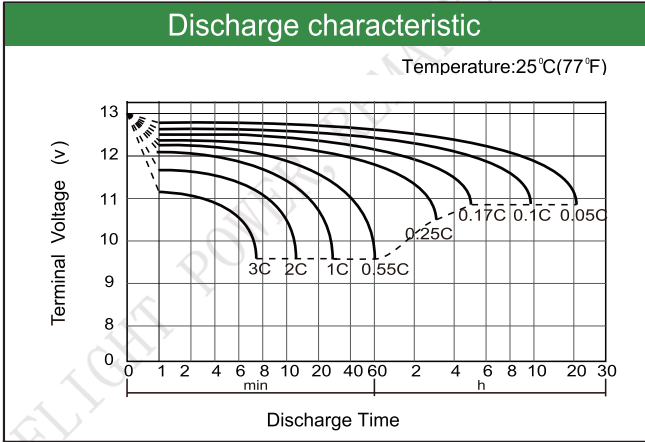
#### Constant Current Discharge (Amperes) at 25°C(77°F)

E.V/Time	5min	10min	15min	30min	60min	3h	5h	10h	20h
1.60V	350	265	202	125	72.0	32.8	22.0	12.4	6.65
1.65V	332	253	194	120	71.0	32.2	21.6	12.4	6.60
1.70V	312	239	184	114	69.5	31.5	21.1	12.3	6.55
1.75V	290	224	174	108	68.0	30.7	20.4	12.2	6.50
1.80V	265	206	162	100	66.0	29.7	19.8	12.0	6.40

#### Constant Power Discharge (Watts/cell) at 25°C(77°F)

E.V/Time	5min	10min	15min	30min	45min	60min	2h	3h	5h
1.60V	600	450	380	230	180	143	78.0	58.1	40.8
1.65V	568	428	365	223	176	141	76.5	57.2	40.1
1.70V	533	403	347	213	170	139	74.5	56.0	39.3
1.75V	505	375	327	203	164	136	72.5	54.7	38.5
1.80V	473	345	305	190	156	132	70.0	53.2	37.5

Note: The above characteristics data are average values obtained Within three charge/discharge cycles not the minimum.



Factory address: Fukang Industrial Zone, Longnan, Ganzhou, Jiangxi Province, China.  
Shenzhen Office: RM208-210, Building D, Tongju industrial Park, No.4, Longping West Road, Longgang District, Shenzhen.  
TEL: +86-755-28288189      [sales@sfbattery.com](mailto:sales@sfbattery.com)      [www.sfbattery.com](http://www.sfbattery.com)