

HT Series General Battery

Spaceflight HT Series VRLA batteries are designed with AGM technology, high performance plates and technology to give extra power output for common power backup system. HT series batteries are the general purpose with 5-8 years floating design life at 25°C

Applications

- Uninterruptible Power Supply (UPS)
- Emergency backup power supply
- Auto control system
- Communication power supply
- Alarm and security system
- Electric Power System (EPS)

General Features

- 10-12 years design life(25°C)
- Non-spillable construction
- Sealed and maintenance-free
- High reliability and stability
- High purity raw material: long life and low self-discharge

Standards

- Compliance with IEC, BS, JIS and EU standards.
- UL, CE Certified
- ISO45001,ISO9001 and ISO14001 certified production facilities

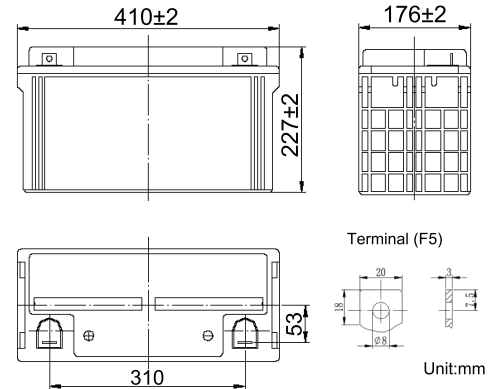
Specifications

Rated Voltage	12V	
Nominal Capacity	120Ah	(C ₁₀ , 10.8V)
Approx Weight	33.5kg±3%(62.2lbs)	
Terminal	F5	
Rated Capacity(25°C)	124 Ah	(20hr,6.2A,10.5V)
	120 Ah	(10hr,12A,10.8V)
	102.5 Ah	(5hr,20.5A,10.5V)
	72 Ah	(1hr,72A,9.6V)
Max.Discharge Current	1200A(5s)	
Max.Charge Current	30A	
Internal Resistance(25°C)	Approx 5mΩ	
Operating Temp.Range	Discharge	-20~60°C(-4~140°F)
	Charge	-10~50°C(14~122°F)
	Storage	-20~60°C(-4~140°F)
Nominal operating temperature	25±5°C	
Charge Voltage	Cycle Use	Initial Charging Current less than 30A. Voltage 14.4V~15.0V at 25°C(77°F)Temp. Coefficient -30mV/°C
	Standby Use	Initial Charging Current less than 30A. Voltage 13.5V~13.8V at 25°C(77°F)Temp. Coefficient -20mV/°C
Temperature effects on capacity	40°C (104°F)	103%
	25°C (77°F)	100%
	0°C (32°F)	86%
	-15°C (5°F)	65%
Self Discharge(25°C)	Capacity after 3 months storage	91%
	Capacity after 6 months storage	82%
	Capacity after 12 months storage	65%



Dimensions

unit:mm



Length	410±2mm (16.1 inches)
Width	176±2mm (6.93 inches)
Container Height	227±2mm (8.94 inches)
Total Height	227±2mm (8.94 inches)

Battery Construction

Component	Positive plate	Negative plate	Container	Safety valve	Terminal	Separator	Electrolyte
Raw material	Lead dioxide	Lead	ABS(UL94-HB) or FR(UL94-V0)	Rubber	Copper	Fiberglass	Sulfuric acid

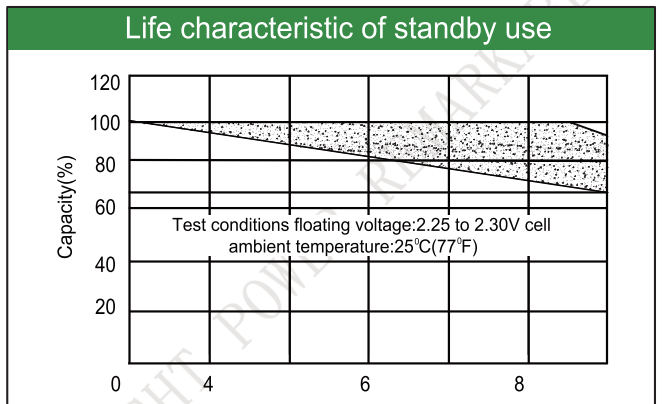
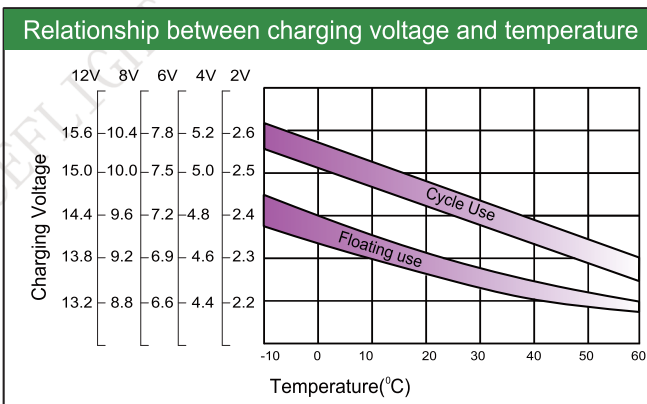
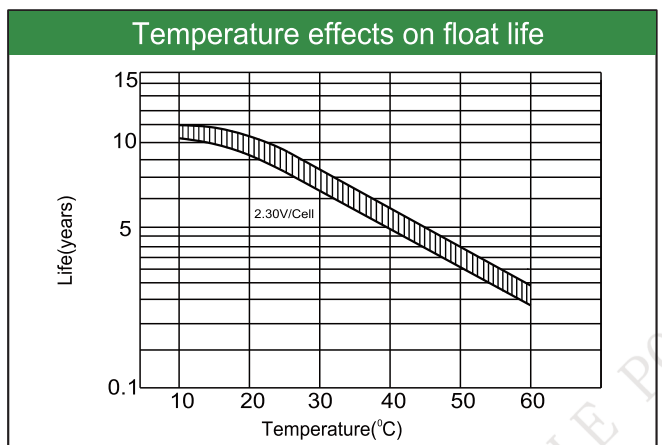
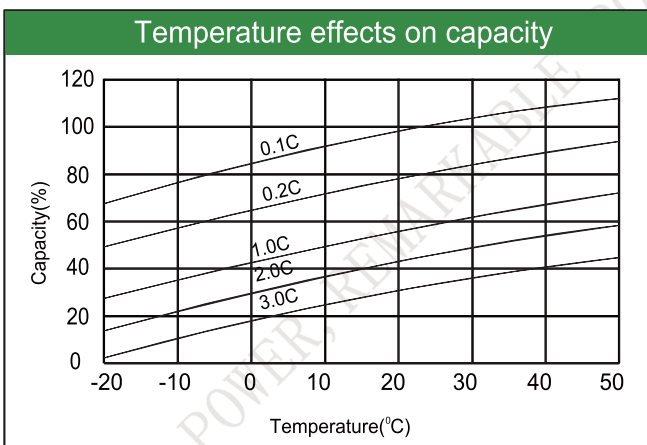
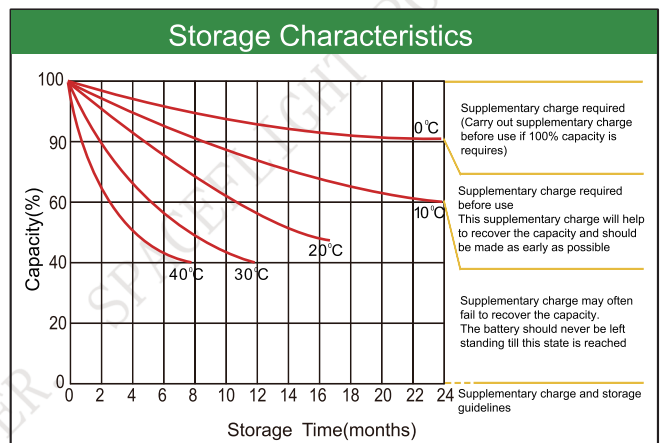
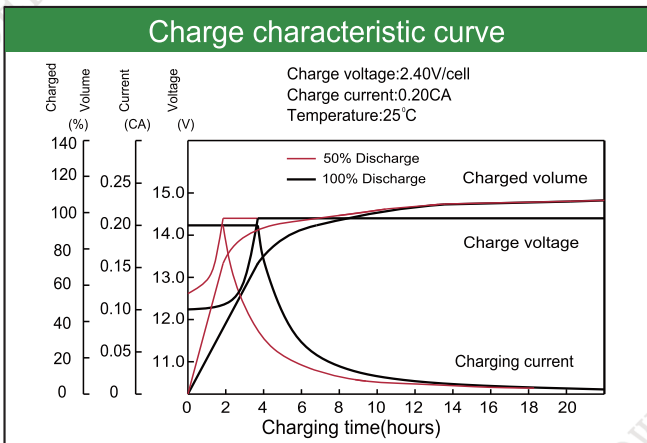
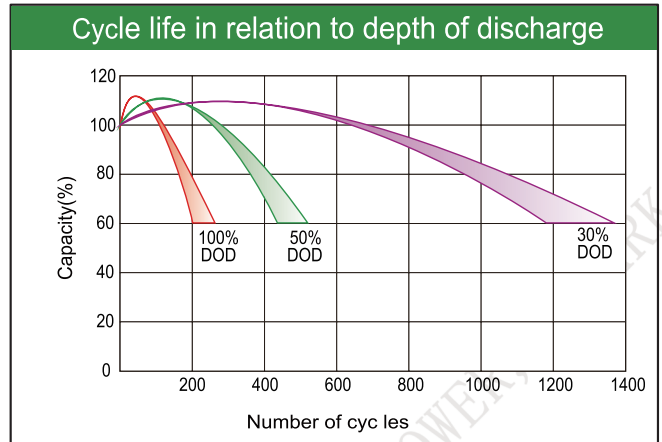
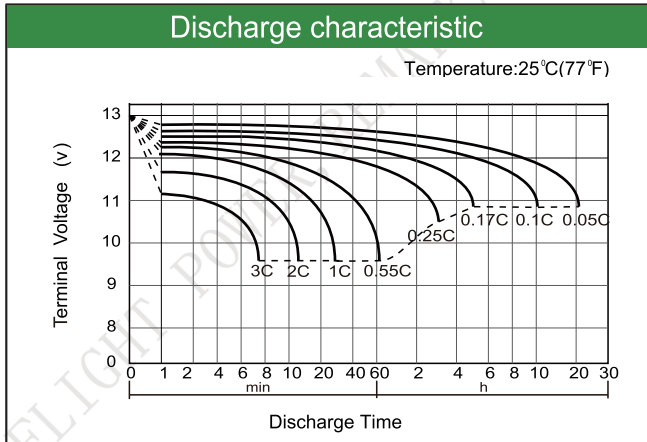
Constant Current Discharge (Amperes) at 25°C(77°F)

E.V/Time	5min	10min	15min	30min	1h	3h	5h	10h	20h
1.60V	/	265	202	125	72.0	32.8	22.0	12.3	6.35
1.65V	/	253	194	120	71.0	32.2	21.6	12.2	6.30
1.70V	/	239	184	114	69.5	31.5	21.1	12.2	6.25
1.75V	/	224	174	108	68.0	30.7	20.5	12.1	6.20
1.80V	/	206	162	100	66.0	29.7	19.8	12.0	6.10

Constant Power Discharge (Watts/cell) at 25°C(77°F)

E.V/Time	5min	10min	15min	30min	45min	1h	2h	3h	5h
1.60V	/	440	365	230	180	143	78.0	58.1	40.8
1.65V	/	428	347	223	176	141	76.5	57.2	40.1
1.70V	/	403	327	213	170	138.5	74.5	56.0	39.3
1.75V	/	375	305	203	164	135.5	72.5	54.7	38.5
1.80V	/	345	286	190	156	131.5	70.0	53.2	37.5

Note: The above characteristics data are average values obtained Within three charge/discharge cycles not the minimum.



Factory address: Fukang Industrial Zone, Longnan, Ganzhou, Jiangxi Province, China.
 Shenzhen Office: RM208-210, Building D, Tongju industrial Park, No.4, Longping West Road, Longgang District, Shenzhen.
 TEL: +86-755-28288189 sales@sfbattery.com www.sfbattery.com