

HT Series General Battery

Spaceflight HT Series VRLA batteries are designed with AGM technology, high performance plates and technology to give extra power output for common power backup system. HT series batteries are the general purpose with 5-8 years floating design life at 25°C

Applications

- Uninterruptible Power Supply (UPS)
- Emergency backup power supply
- Auto control system
- Communication power supply
- Alarm and security system
- Electric Power System (EPS)

General Features

- 10-12 years design life(25°C)
- Non-spillable construction
- Sealed and maintenance-free
- High reliability and stability
- High purity raw material: long life and low self-discharge

Standards

- Compliance with IEC, BS, JIS and EU standards.
- UL, CE Certified
- ISO45001,ISO9001 and ISO14001 certified production facilities

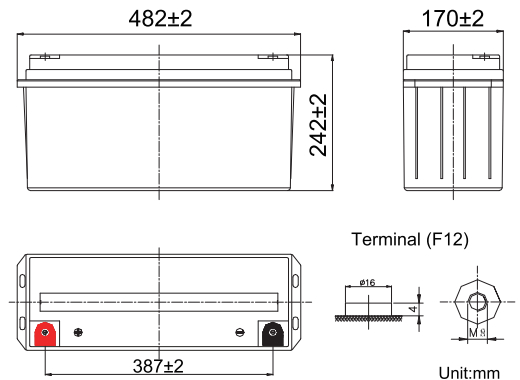
Specifications

Rated Voltage	12V	
Nominal Capacity	150Ah	(C ₁₀ , 10.8V)
Approx Weight	43kg±3%(94.8lbs)	
Terminal	F12	
Rated Capacity(25°C)	158 Ah	(20hr,7.9A,10.5V)
	150 Ah	(10hr,15A,10.8V)
	134 Ah	(5hr,26.8A,10.5V)
	106 Ah	(1hr,106A,9.6V)
Max.Discharge Current	1500A(5s)	
Max.Charge Current	37.5A	
Internal Resistance(25°C)	Approx 4.5mΩ	
Operating Temp.Range	Discharge	-20~60°C(-4~140°F)
	Charge	-10~50°C(14~122°F)
	Storage	-20~60°C(-4~140°F)
Nominal operating temperature	25±5°C	
Charge Voltage @25°C(77°F)	Cycle Use	Initial Charging Current less than 37.5A. Voltage 14.4V~15.0V at 25°C(77°F)Temp. Coefficient -30mV/°C
	Standby Use	Initial Charging Current less than 37.5A. Voltage 13.5V~13.8V at 25°C(77°F)Temp. Coefficient -20mV/°C
Temperature effects on capacity	40°C (104°F)	103%
	25°C (77°F)	100%
	0°C (32°F)	86%
	-15°C (5°F)	65%
Self Discharge(25°C)	Capacity after 3 months storage	91%
	Capacity after 6 months storage	82%
	Capacity after 12 months storage	65%



Dimensions

unit:mm



Length	482±2mm (19.0 inches)
Width	170±2mm (6.69 inches)
Container Height	242±2mm (9.53 inches)
Total Height	242±2mm (9.53 inches)

Battery Construction

Component	Positive plate	Negative plate	Container	Safety valve	Terminal	Separator	Electrolyte
Raw material	Lead dioxide	Lead	ABS(UL94-HB) or FR(UL94-V0)	Rubber	Copper	Fiberglass	Sulfuric acid

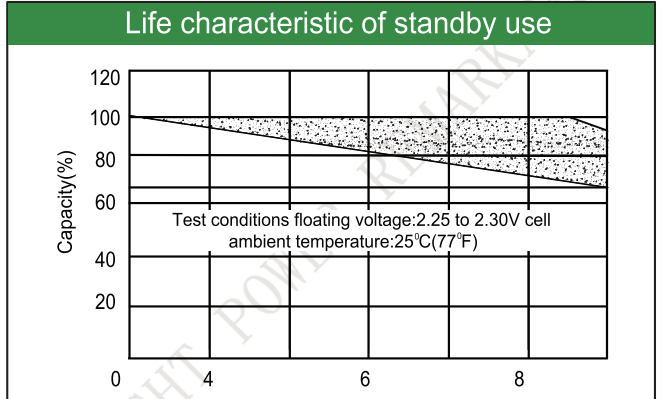
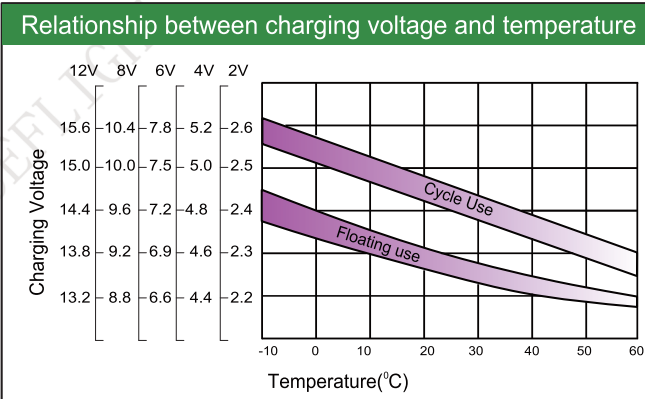
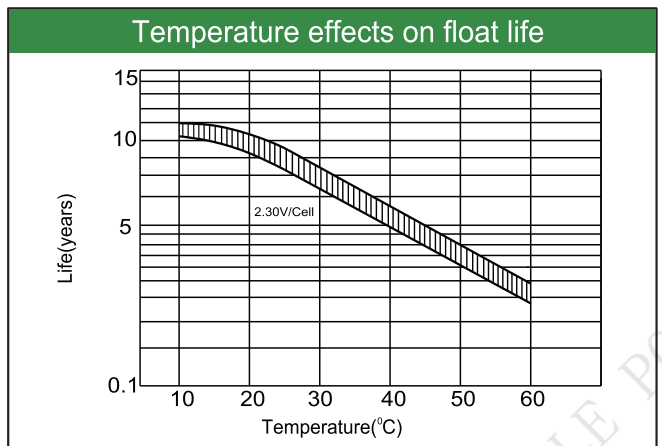
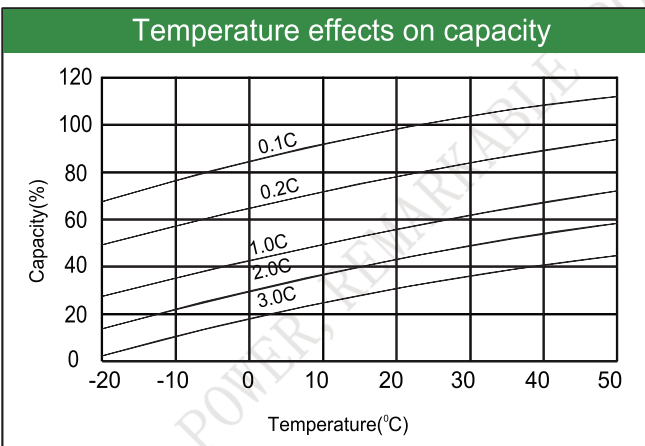
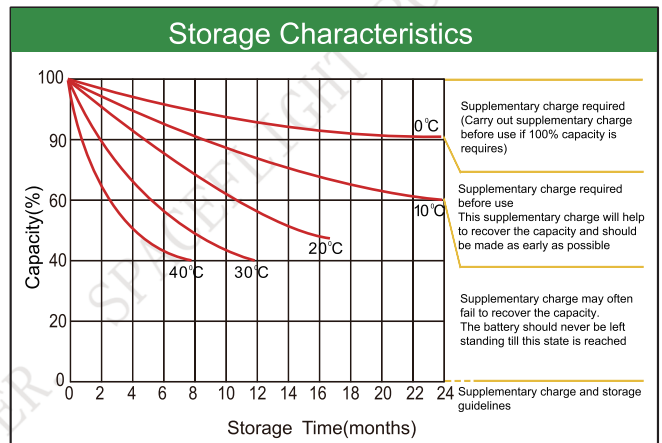
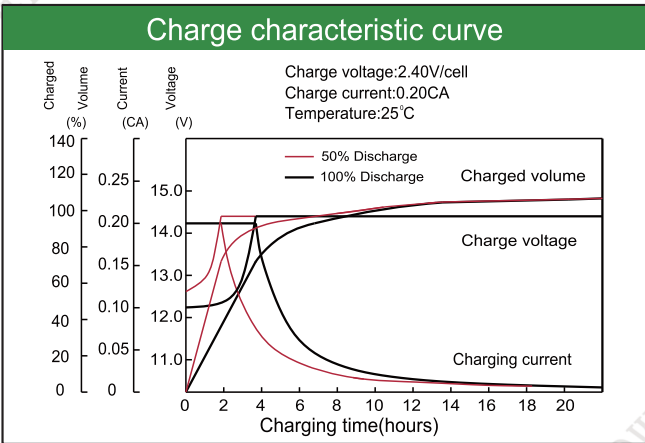
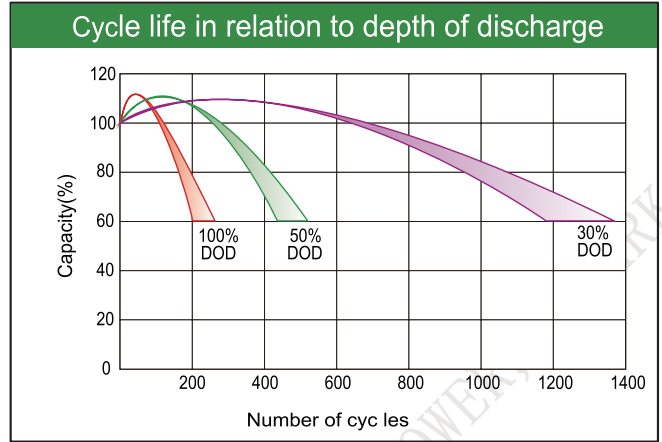
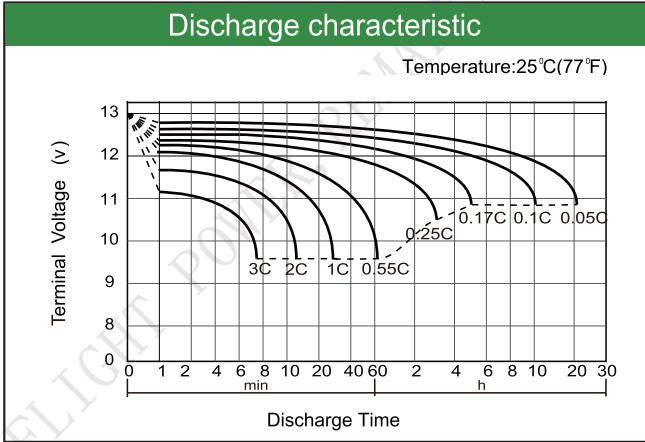
Constant Current Discharge (Amperes) at 25°C(77°F)

E.V/Time	5min	10min	15min	30min	1h	3h	5h	10h	20h
1.60V	/	365	305	193	106	42.8	28.5	15.5	8.00
1.65V	/	353	295	187	104	42.1	28.0	15.4	8.00
1.70V	/	340	284	180	101.5	41.3	27.4	15.3	7.95
1.75V	/	325	272	173	99.0	40.5	26.8	15.2	7.90
1.80V	/	308	259	165	96.0	39.5	26.1	15.0	7.80

Constant Power Discharge (Watts/cell) at 25°C(77°F)

E.V/Time	5min	10min	15min	30min	45min	1h	2h	3h	5h
1.60V	/	620	515	340	250	202.0	117	85.0	56.0
1.65V	/	598	499	329	242	197.5	114.2	82.9	54.6
1.70V	/	574	482	317	233	192.5	111.1	80.7	53.1
1.75V	/	548	464	305	224	187.0	107.8	78.4	51.5
1.80V	/	519	444	292	214	181.0	104.3	75.9	49.8

Note: The above characteristics data are average values obtained Within three charge/discharge cycles not the minimum.



Factory address: Fukang Industrial Zone, Longnan, Ganzhou, Jiangxi Province, China.
 Shenzhen Office: RM208-210, Building D, Tongju industrial Park, No.4, Longping West Road, Longgang District, Shenzhen.
 TEL: +86-755-28288189 sales@sfbattery.com www.sfbattery.com