

HT Series General Battery

Spaceflight HT Series VRLA batteries are designed with AGM technology, high performance plates and technology to give extra power output for common power backup system. HT series batteries are the general purpose with 5-8 years floating design life at 25°C

Applications

- Uninterruptible Power Supply (UPS)
- Emergency backup power supply
- Auto control system
- Communication power supply
- Alarm and security system
- Electric Power System (EPS)

General Features

- 10-12 years design life(25°C)
- Non-spillable construction
- Sealed and maintenance-free
- High reliability and stability
- High purity raw material: long life and low self-discharge

Standards

- Compliance with IEC, BS, JIS and EU standards.
- UL, CE Certified
- ISO45001,ISO9001 and ISO14001 certified production facilities

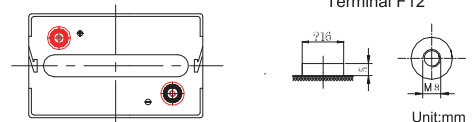
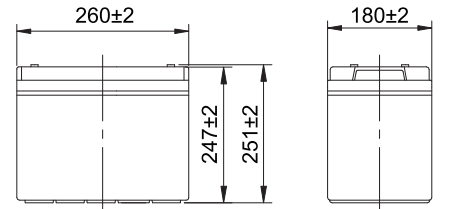
Specifications

Rated Voltage	6V	
Nominal Capacity	150Ah	(C ₁₀ ,5.25V)
Approx Weight	23.5kg±3%(51.8lbs)	
Terminal	F12	
Rated Capacity(25°C)	154 Ah	(20hr,7.7A,5.25V)
	150 Ah	(10hr,15A,5.25V)
	128 Ah	(5hr,25.6A,5.25V)
	97 Ah	(1hr,97A,4.8V)
Max.Discharge Current	1500A(5s)	
Max.Charge Current	37.5A	
Internal Resistance(25°C)	Approx 3.5mΩ	
Operating Temp.Range	Discharge	-20~60°C(-4~140°F)
	Charge	-10~50°C(14~122°F)
	Storage	-20~60°C(-4~140°F)
Nominal operating temperature	25±5°C	
Charge Voltage	Cycle Use	Initial Charging Current less than 37.5A. Voltage 7.2V~7.5V at 25°C(77°F)Temp. Coefficient -30mV/°C
	Standby Use	Initial Charging Current less than 37.5A. Voltage 6.75V~6.9V at 25°C(77°F)Temp. Coefficient -20mV/°C
Temperature effects on capacity	40°C (104°F)	103%
	25°C (77°F)	100%
	0°C (32°F)	86%
	-15°C (5°F)	65%
Self Discharge(25°C)	Capacity after 3 months storage	91%
	Capacity after 6 months storage	82%
	Capacity after 12 months storage	65%



Dimensions

unit:mm



Length	260±2mm (10.2 inches)
Width	180±2mm (7.09 inches)
Container Height	247±2mm (9.72 inches)
Total Height	251±2mm (9.88 inches)

Battery Construction

Component	Positive plate	Negative plate	Container	Safety valve	Terminal	Separator	Electrolyte
Raw material	Lead dioxide	Lead	ABS(UL94-HB) or FR(UL94-V0)	Rubber	Copper	Fiberglass	Sulfuric acid

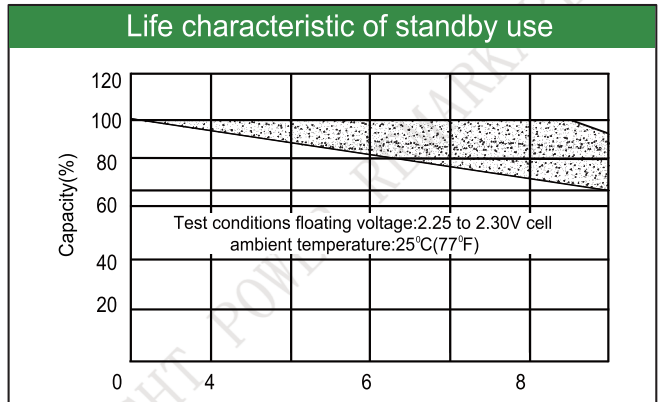
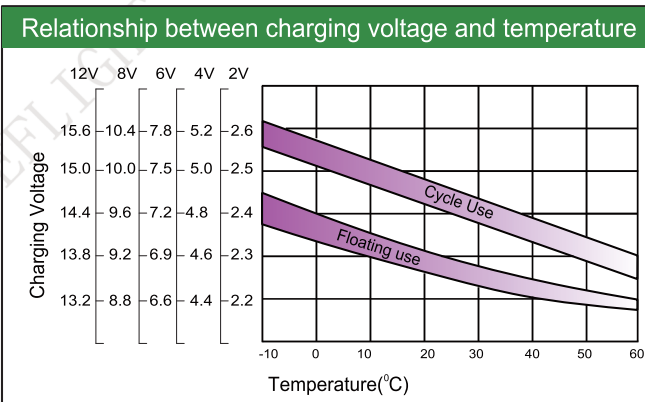
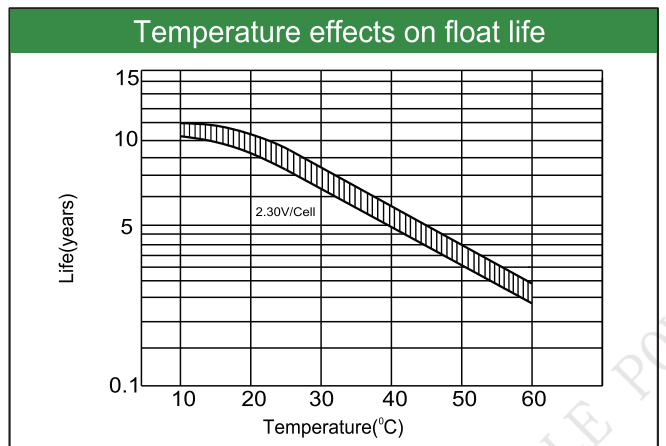
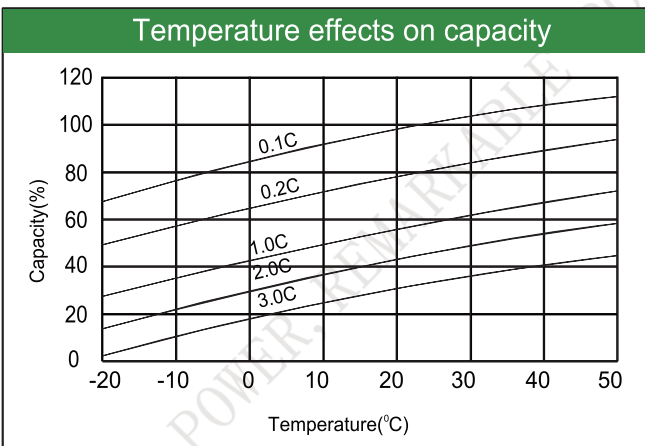
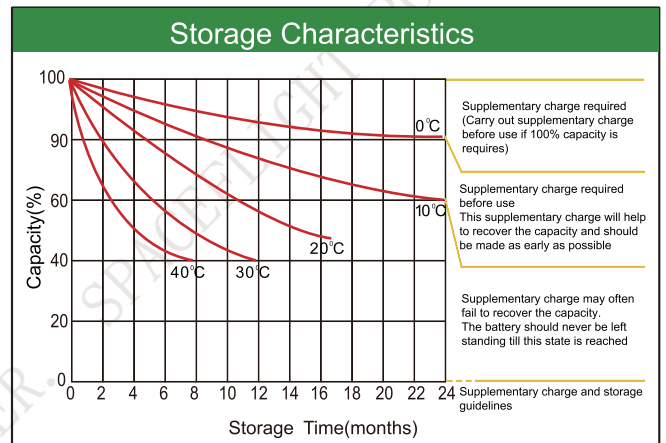
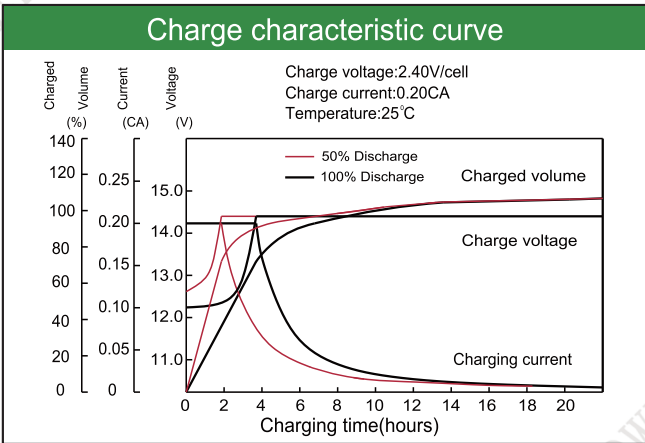
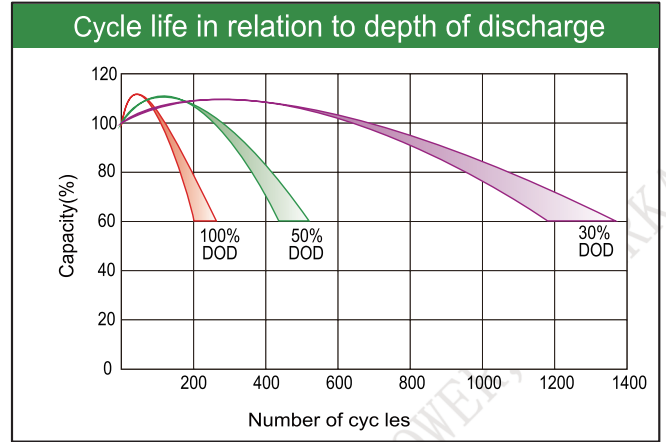
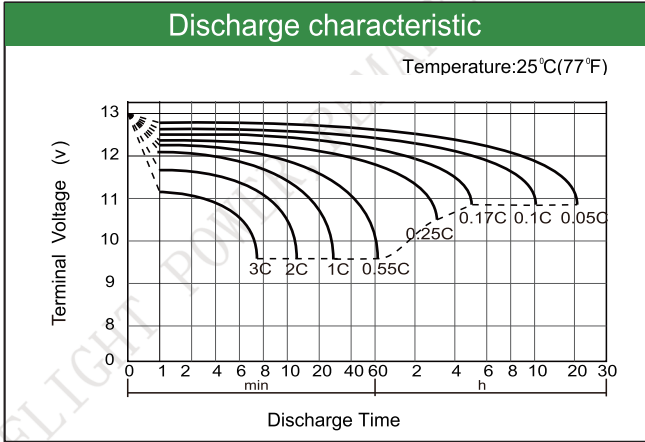
Constant Current Discharge (Amperes) at 25°C(77°F)

E.V/Time	5min	10min	15min	30min	60min	3h	5h	10h	20h
1.60V	/	330	275	166.0	97.0	41.5	27.6	15.3	7.85
1.65V	/	315	264	159.5	93.3	40.2	27.0	15.2	7.80
1.70V	/	299	252	152.5	89.8	38.8	26.3	15.1	7.75
1.75V	/	282	239	145.0	85.6	37.3	25.6	15.0	7.70
1.80V	/	263	225	145.0	81.6	35.7	24.8	14.8	7.60

Constant Power Discharge (Watts/cell) at 25°C(77°F)

E.V/Time	5min	10min	15min	30min	45min	60min	2h	3h	5h
1.60V	/	550	470	306	230	188	111	82.5	55.0
1.65V	/	530	455	298	224	183.7	108	80.4	53.9
1.70V	/	507	438	289	219	179.2	104.8	78.2	52.7
1.75V	/	482	419	279	213	174.6	101.4	75.9	51.4
1.80V	/	454	398	267	206	169.8	97.9	73.4	50.0

Note: The above characteristics data are average values obtained Within three charge/discharge cycles not the minimum.



Factory address: Fukang Industrial Zone, Longnan, Ganzhou, Jiangxi Province, China.
 Shenzhen Office: RM208-210, Building D, Tongju industrial Park, No.4, Longping West Road, Longgang District, Shenzhen.
 TEL: +86-755-28288189 sales@sfbattery.com www.sfbattery.com