

HT Series General Battery

Spaceflight HT Series VRLA batteries are designed with AGM technology, high performance plates and technology to give extra power output for common power backup system. HT series batteries are the general purpose with 5-8 years floating design life at 25°C

Applications

- Uninterruptible Power Supply (UPS)
- Emergency backup power supply
- Auto control system
- Communication power supply
- Alarm and security system
- Electric Power System (EPS)

General Features

- 10-12 years design life(25°C)
- Non-spillable construction
- Sealed and maintenance-free
- High reliability and stability
- High purity raw material: long life and low self-discharge

Standards

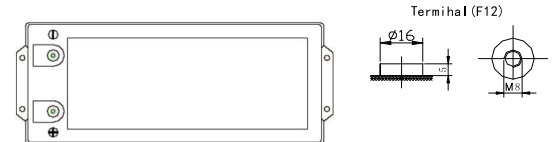
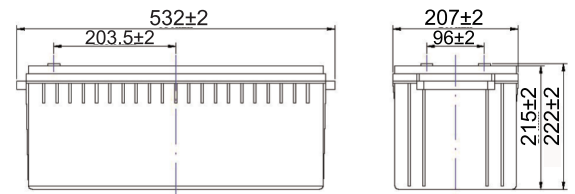
- Compliance with IEC, BS, JIS and EU standards.
- UL, CE Certified
- ISO45001,ISO9001 and ISO14001 certified production facilities

Specifications

Rated Voltage	12V	
Nominal Capacity	170Ah	(C ₁₀ ,10.8V)
Approx Weight	51.4kg±3%(113.3lbs)	
Terminal	F12	
Rated Capacity(25°C)	171.8 Ah	(20hr,8.59A,10.5V)
	170 Ah	(10hr,17A,10.8V)
	151 Ah	(5hr,30.2A,10.5V)
	109 Ah	(1hr,109A,9.6V)
Max.Discharge Current	1700A(5s)	
Max.Charge Current	42.5A	
Internal Resistance(25°C)	Approx5mΩ	
Operating Temp.Range	Discharge	-20~60°C(-4~140°F)
	Charge	-10~50°C(14~122°F)
	Storage	-20~60°C(-4~140°F)
Nominal operating temperature	25±5°C	
Charge Voltage @25°C(77°F)	Cycle Use	Initial Charging Current less than 42.5A. Voltage 14.4V~15.0V at 25°C(77°F)Temp. Coefficient -30mV/°C
	Standby Use	Initial Charging Current less than 42.5A. Voltage 13.5V~13.8V at 25°C(77°F)Temp. Coefficient -20mV/°C
Temperature effects on capacity	40°C (104°F)	103%
	25°C (77°F)	100%
	0°C (32°F)	86%
	-15°C (5°F)	65%
Self Discharge(25°C)	Capacity after 3 months storage	91%
	Capacity after 6 months storage	82%
	Capacity after 12 months storage	65%



Dimensions unit:mm



Length	532±2mm (20.94 inches)
Width	207±2mm (8.15 inches)
Container Height	215±2mm (8.46 inches)
Total Height	222±2mm (8.74 inches)

Battery Construction

Component	Positive plate	Negative plate	Container	Safety valve	Terminal	Separator	Electrolyte
Raw material	Lead dioxide	Lead	ABS(UL94-HB) or FR(UL94-V0)	Rubber	Copper	Fiberglass	Sulfuric acid

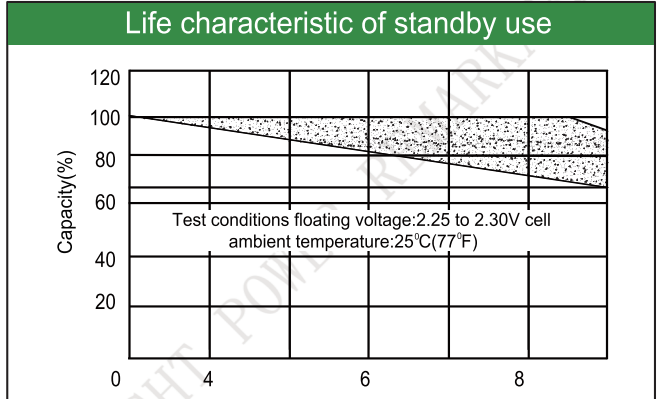
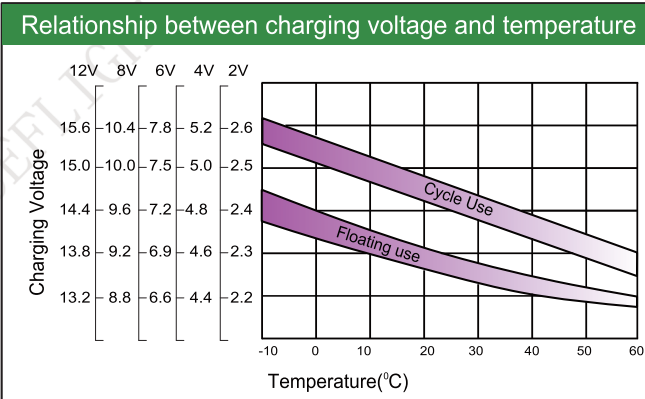
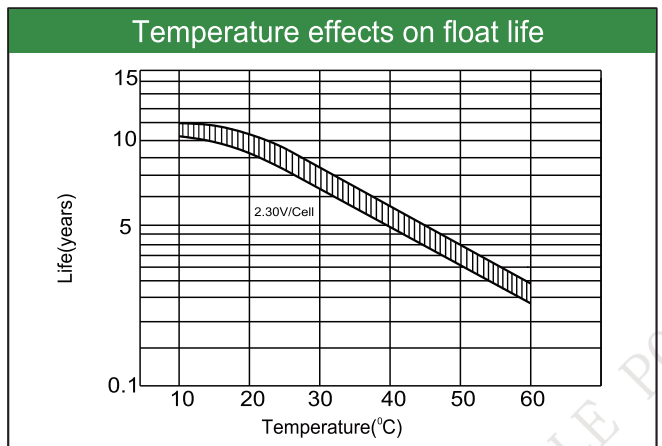
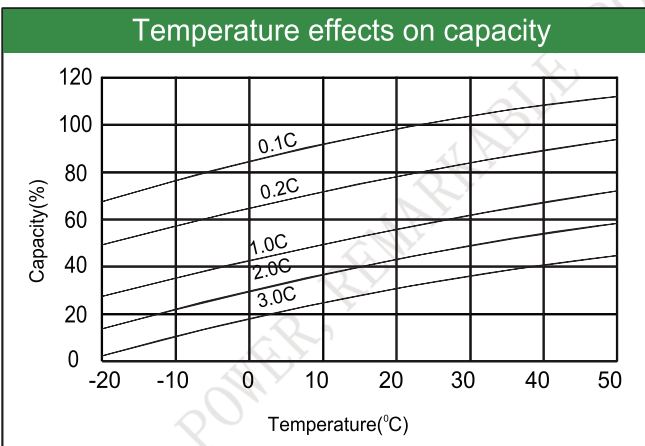
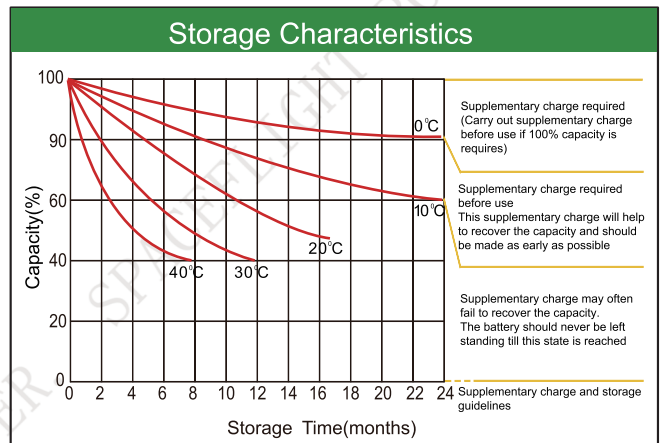
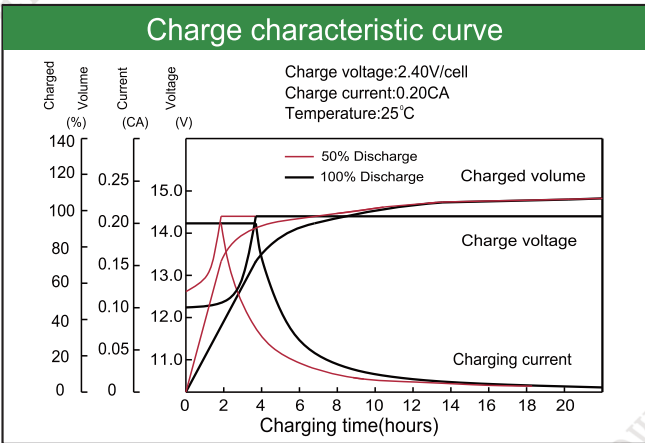
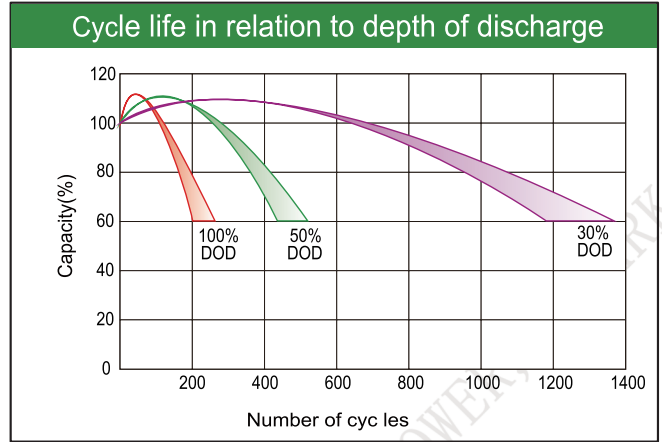
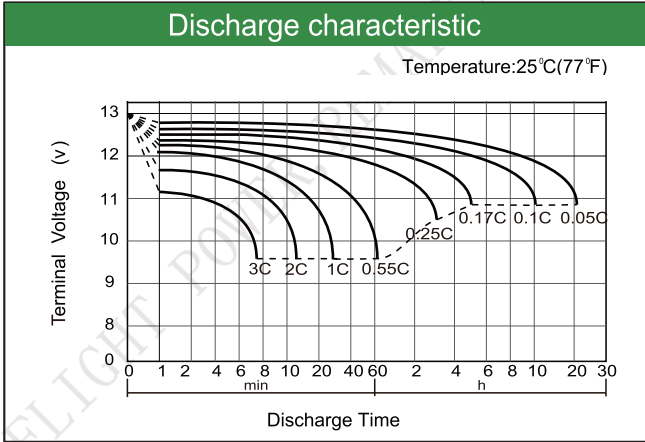
Constant Current Discharge (Amperes) at 25°C(77°F)

E.V/Time	5min	10min	15min	30min	1h	3h	5h	10h	20h
1.60V	/	373	298	184	109	45.8	31.6	17.28	8.78
1.65V	/	351	279	178	107	45.1	31.2	17.19	8.74
1.70V	/	330	260	171	105	44.0	30.7	17.19	8.69
1.75V	/	307	239	168	103	43.6	30.2	17.09	8.59
1.80V	/	283	217	161	100	42.7	29.7	17.00	8.50

Constant Power Discharge (Watts/cell) at 25°C(77°F)

E.V/Time	5min	10min	15min	30min	45min	1h	2h	3h	5h
1.60V	/	595	482	318	228	211	116	82.83	57.14
1.65V	/	571	465	306	223	207	114	81.69	56.86
1.70V	/	547	451	295	218	202	112	80.56	56.38
1.75V	/	519	435	282	214	198	111	79.43	56.10
1.80V	/	491	401	266	210	194	110	78.58	55.44

Note: The above characteristics data are average values obtained Within three charge/discharge cycles not the minimum.



Factory address: Fukang Industrial Zone, Longnan, Ganzhou, Jiangxi Province, China.
 Shenzhen Office: RM208-210, Building D, Tongju industrial Park, No.4, Longping West Road, Longgang District, Shenzhen.
 TEL: +86-755-28288189 sales@sfbattery.com www.sfbattery.com