

### HT Series General Battery

Spaceflight HT Series VRLA batteries are designed with AGM technology, high performance plates and technology to give extra power output for common power backup system. HT series batteries are the general purpose with 5-8 years floating design life at 25°C

#### Applications

- Uninterruptible Power Supply (UPS)
- Emergency backup power supply
- Auto control system
- Communication power supply
- Alarm and security system
- Electric Power System (EPS)

#### General Features

- 10-12 years design life(25°C)
- Non-spillable construction
- Sealed and maintenance-free
- High reliability and stability
- High purity raw material: long life and low self-discharge

#### Standards

- Compliance with IEC, BS, JIS and EU standards.
- UL, CE Certified
- ISO45001,ISO9001 and ISO14001 certified production facilities

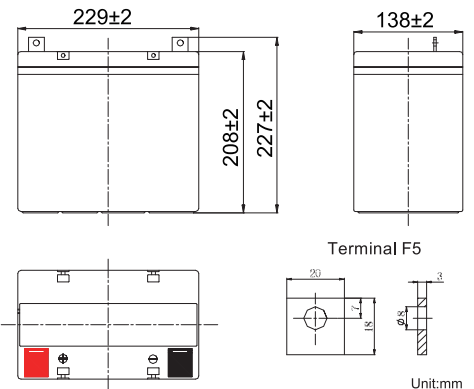
#### Specifications

Rated Voltage	12V	
Nominal Capacity	55Ah	(C <sub>10</sub> , 10.8V)
Approx Weight	17.4kg±3%(38.3lbs)	
Terminal	F5	
Rated Capacity(25°C)	60 Ah	(20hr,3.0A,10.5V)
	56 Ah	(10hr,5.6A,10.8V)
	50.5 Ah	(5hr,10.1A,10.5V)
	41 Ah	(1hr,41A,9.6V)
Max.Discharge Current	550A(5s)	
Max.Charge Current	13.8A	
Internal Resistance(25°C)	Approx 7mΩ	
Operating Temp.Range	Discharge	-20~60°C(-4~140°F)
	Charge	-10~50°C(14~122°F)
	Storage	-20~60°C(-4~140°F)
Nominal operating temperature	25±5°C	
Charge Voltage @25°C(77°F)	Cycle Use	Initial Charging Current less than 13.8A. Voltage 14.4V~15.0V at 25°C(77°F)Temp. Coefficient -30mV/°C
	Standby Use	Initial Charging Current less than 13.8A. Voltage 13.5V~13.8V at 25°C(77°F)Temp. Coefficient -20mV/°C
Temperature effects on capacity	40°C (104°F)	103%
	25°C (77°F)	100%
	0°C (32°F)	86%
	-15°C (5°F)	65%
Self Discharge(25°C)	Capacity after 3 months storage	91%
	Capacity after 6 months storage	82%
	Capacity after 12 months storage	65%



#### Dimensions

unit:mm



Length	229±2mm (9.01 inches)
Width	138±2mm (5.43 inches)
Container Height	208±2mm (8.19 inches)
Total Height	227±2mm (8.94 inches)

#### Battery Construction

Component	Positive plate	Negative plate	Container	Safety valve	Terminal	Separator	Electrolyte
Raw material	Lead dioxide	Lead	ABS(UL94-HB) or FR(UL94-V0)	Rubber	Copper	Fiberglass	Sulfuric acid

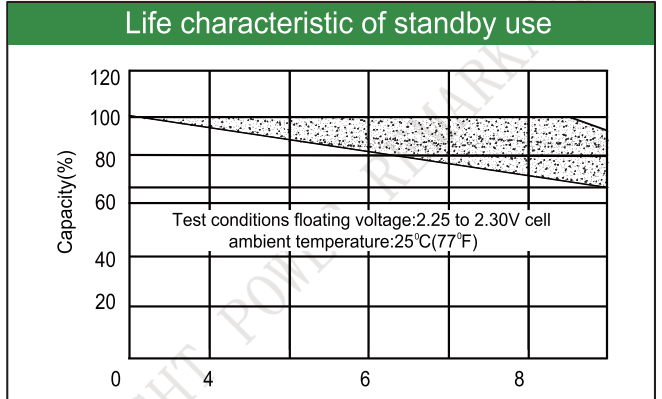
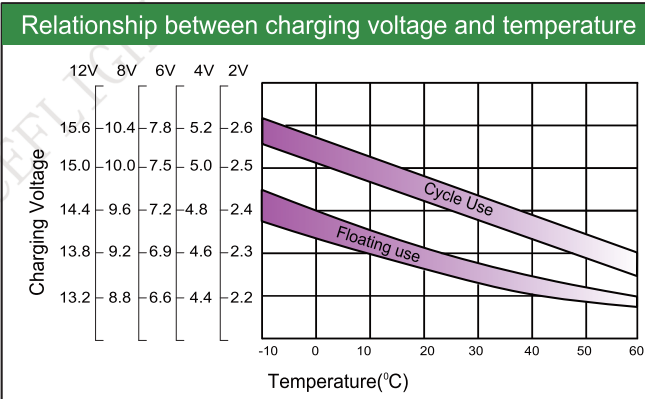
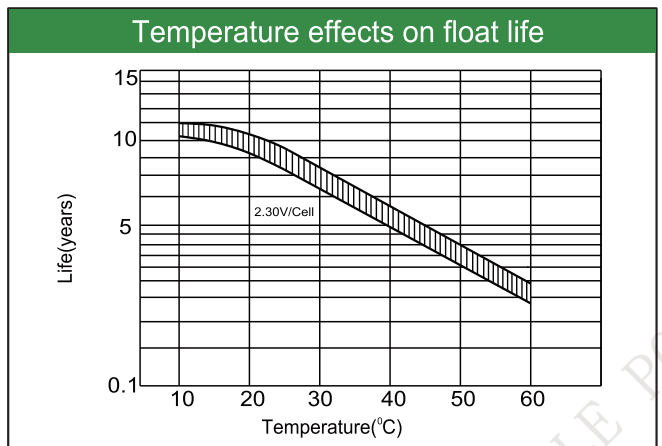
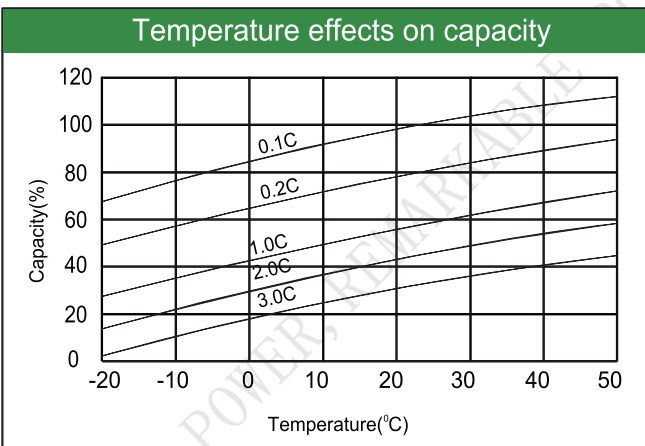
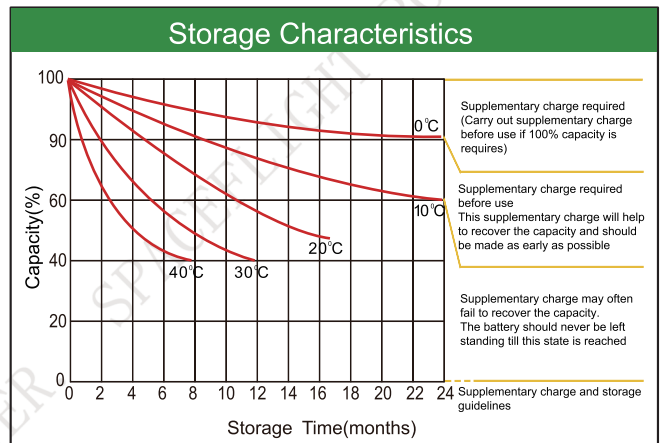
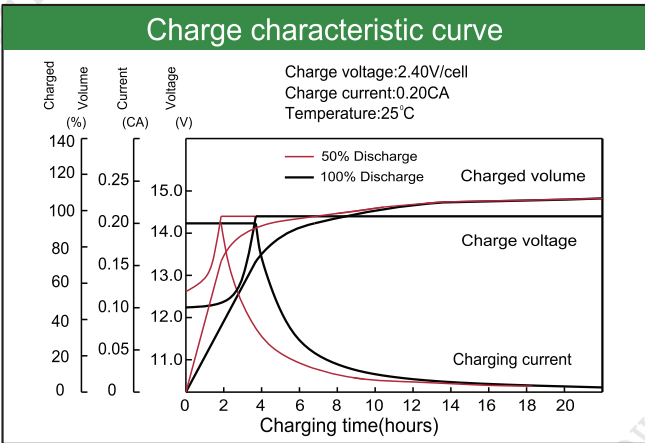
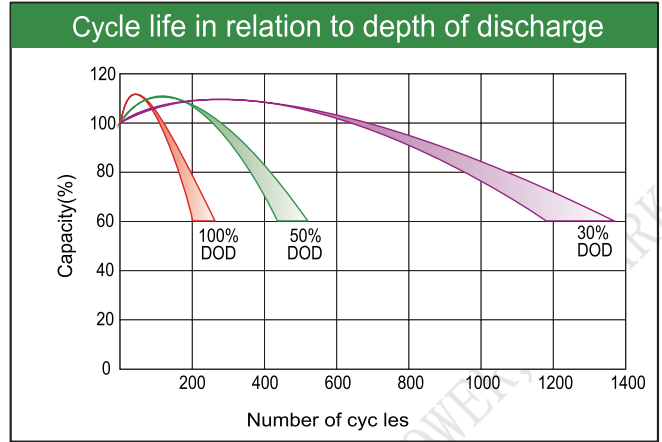
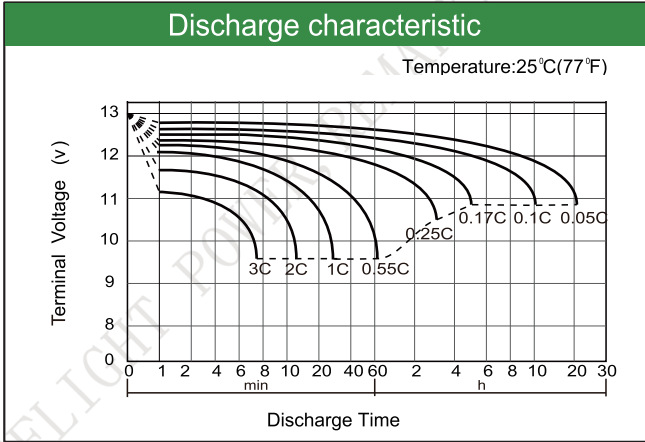
#### Constant Current Discharge (Amperes) at 25°C(77°F)

E.V/Time	5min	10min	15min	30min	60min	3h	5h	10h	20h
1.60V	/	145	120	71.0	41.0	16.7	10.9	5.94	3.15
1.65V	/	138	115	68.2	39.2	16.2	10.7	5.89	3.10
1.70V	/	130	109	65.2	37.3	15.6	10.4	5.82	3.05
1.75V	/	122	103	62.0	35.4	15.0	10.1	5.72	3.00
1.80V	/	113	96	58.7	33.4	14.4	9.75	5.60	2.90

#### Constant Power Discharge (Watts/cell) at 25°C(77°F)

E.V/Time	5min	10min	15min	30min	45min	60min	2h	3h	5h
1.60V	/	266	213	139.5	102.2	78.0	44.1	33.1	21.3
1.65V	/	255	205	135	99.0	75.5	42.5	32.0	20.7
1.70V	/	243	196	130	95.5	72.8	40.8	30.8	20.0
1.75V	/	230	187	124.5	91.7	69.9	39.0	29.5	19.3
1.80V	/	215	177	118.5	87.7	66.8	37.1	28.3	18.6

Note: The above characteristics data are average values obtained Within three charge/discharge cycles not the minimum.



Factory address: Fukang Industrial Zone, Longnan, Ganzhou, Jiangxi Province, China.  
 Shenzhen Office: RM208-210, Building D, Tongju industrial Park, No.4, Longping West Road, Longgang District, Shenzhen.  
 TEL: +86-755-28288189      [sales@sfbattery.com](mailto:sales@sfbattery.com)      [www.sfbattery.com](http://www.sfbattery.com)