

HT Series General Battery

Spaceflight HT Series VRLA batteries are designed with AGM technology, high performance plates and technology to give extra power output for common power backup system. HT series batteries are the general purpose with 5-8 years floating design life at 25°C

Applications

- Uninterruptible Power Supply (UPS)
- Emergency backup power supply
- Auto control system
- Communication power supply
- Alarm and security system
- Electric Power System (EPS)

General Features

- 10-12 years design life(25°C)
- Non-spillable construction
- Sealed and maintenance-free
- High reliability and stability
- High purity raw material: long life and low self-discharge

Standards

- Compliance with IEC, BS, JIS and EU standards.
- UL, CE Certified
- ISO45001,ISO9001 and ISO14001 certified production facilities

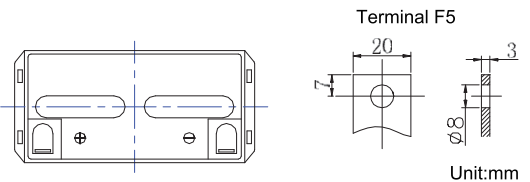
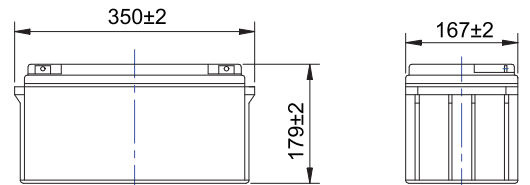
Specifications

Rated Voltage	12V	
Nominal Capacity	65Ah	(C ₁₀ , 10.8V)
Approx Weight	20.5kg±3%(45.19lbs)	
Terminal	F5	
Rated Capacity(25°C)	68 Ah	(20hr,3.4A,10.5V)
	65 Ah	(10hr,6.5A,10.8V)
	55.5 Ah	(5hr,11.1A,10.5V)
	39.5 Ah	(1hr,39.5A,9.6V)
Max.Discharge Current	650A(5s)	
Max.Charge Current	16.3A	
Internal Resistance(25°C)	Approx 8m Ω	
Operating Temp.Range	Discharge	-20~60°C(-4~140°F)
	Charge	-10~50°C(14~122°F)
	Storage	-20~60°C(-4~140°F)
Nominal operating temperature	25±5°C	
Charge Voltage @25°C(77°F)	Cycle Use	Initial Charging Current less than 16.3A. Voltage 14.4V~15.0V at 25°C(77°F)Temp. Coefficient -30mV/°C
	Standby Use	Initial Charging Current less than 16.3A. Voltage 13.5V~13.8V at 25°C(77°F)Temp. Coefficient -20mV/°C
Temperature effects on capacity	40°C (104°F)	103%
	25°C (77°F)	100%
	0°C (32°F)	86%
	-15°C (5°F)	65%
Self Discharge(25°C)	Capacity after 3 months storage	91%
	Capacity after 6 months storage	82%
	Capacity after 12 months storage	65%



Dimensions

unit:mm



Length	350±2mm (13.78 inches)
Width	167±2mm (6.57 inches)
Container Height	179±2mm (7.05 inches)
Total Height	179±2mm (7.05 inches)

Battery Construction

Component	Positive plate	Negative plate	Container	Safety valve	Terminal	Separator	Electrolyte
Raw material	Lead dioxide	Lead	ABS(UL94-HB) or FR(UL94-V0)	Rubber	Copper	Fiberglass	Sulfuric acid

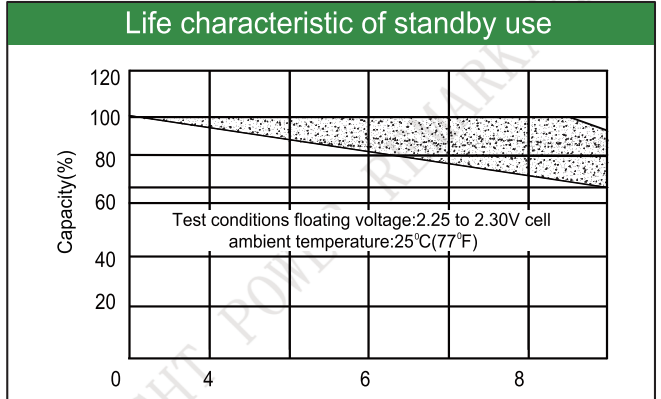
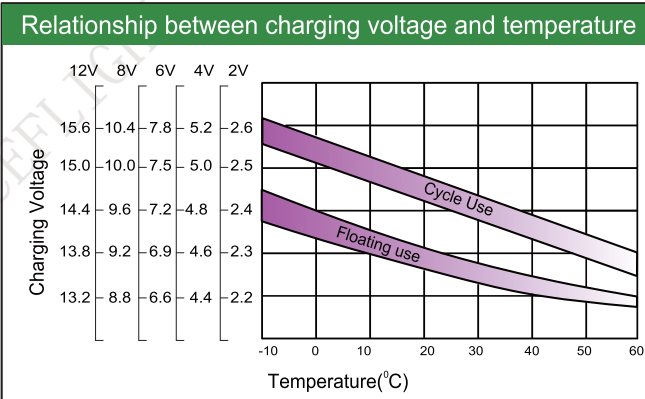
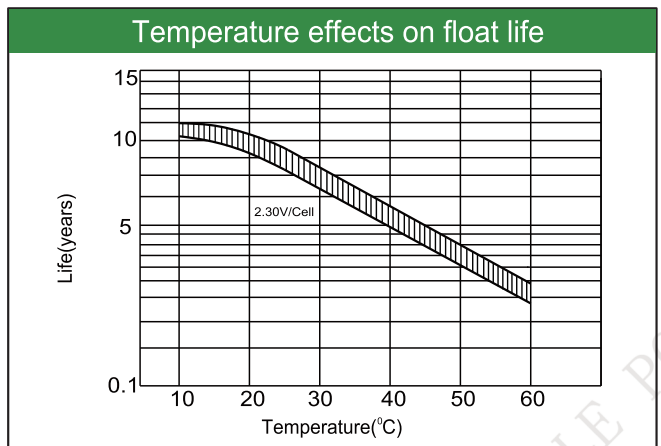
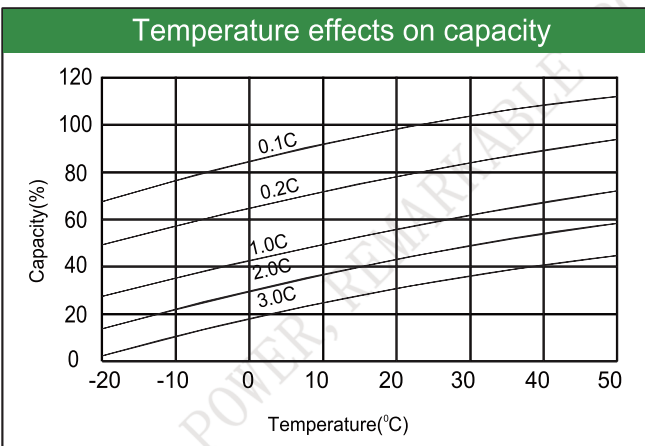
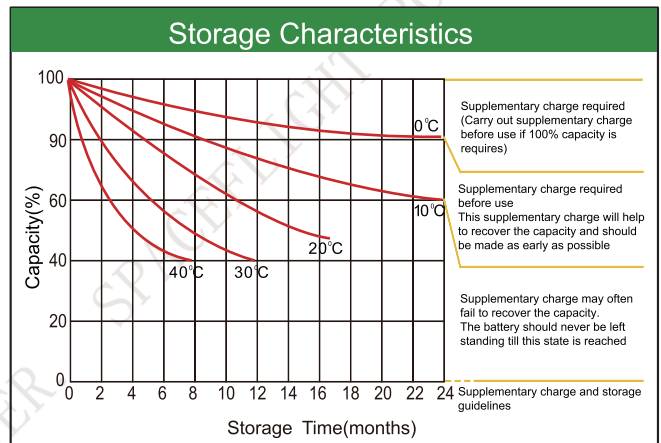
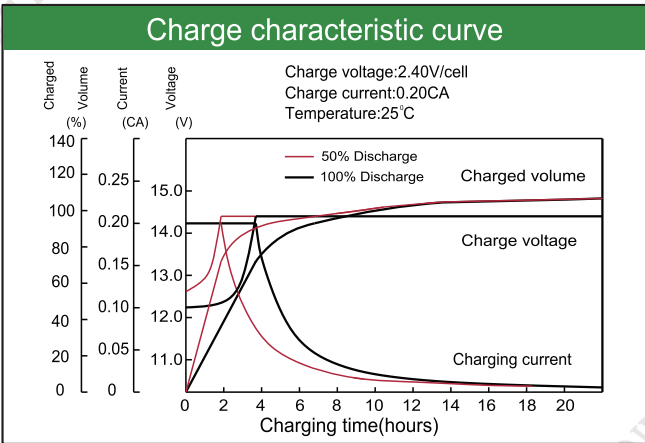
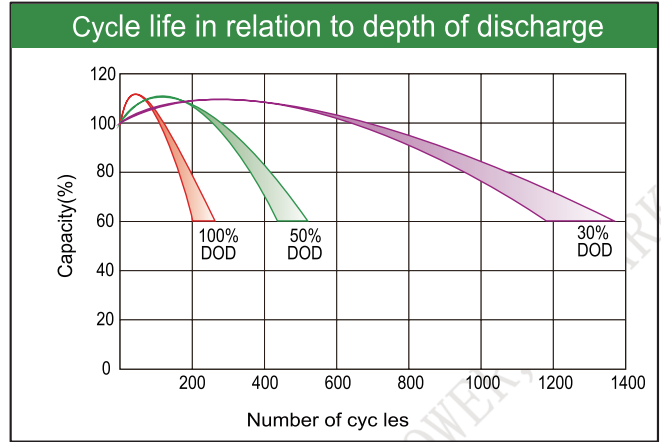
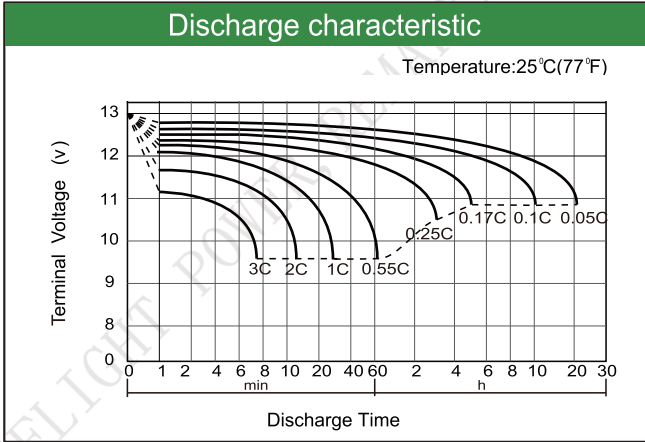
Constant Current Discharge (Amperes) at 25°C(77°F)

E.V/Time	5min	10min	15min	30min	60min	3h	5h	10h	20h
1.60V	210.0	153.0	120.0	67.5	39.5	16.8	11.7	6.7	3.50
1.65V	200.0	147.0	115.0	65.5	38.3	16.6	11.5	6.7	3.50
1.70V	188.0	140.0	109.0	62.8	36.8	16.3	11.3	6.6	3.45
1.75V	174.0	131.0	103.0	59.8	35.0	16.0	11.1	6.6	3.40
1.80V	161.0	119.0	95.7	56.1	32.9	15.6	10.9	6.5	3.35

Constant Power Discharge (Watts/cell) at 25°C(77°F)

E.V/Time	5min	10min	15min	30min	45min	60min	2h	3h	5h
1.60V	361	268	210	125	96.7	76.7	49.8	34.4	23.00
1.65V	340	253	201	119	92.2	73.4	48.3	33.6	22.60
1.70V	317	237	191	112	87.6	70.1	46.7	32.6	22.10
1.75V	292	220	181	105	82.9	66.6	44.8	31.7	21.70
1.80V	265	201	170	97.6	78.1	63.0	42.9	30.6	21.10

Note: The above characteristics data are average values obtained Within three charge/discharge cycles not the minimum.



Factory address: Fukang Industrial Zone, Longnan, Ganzhou, Jiangxi Province, China.
Shenzhen Office: RM208-210, Building D, Tongju industrial Park, No.4, Longping West Road, Longgang District, Shenzhen.
TEL: +86-755-28288189 sales@sfbattery.com www.sfbattery.com