

HT Series General Battery

Spaceflight HT Series VRLA batteries are designed with AGM technology, high performance plates and technology to give extra power output for common power backup system. HT series batteries are the general purpose with 5-8 years floating design life at 25°C

Applications

- Uninterruptible Power Supply (UPS)
- Emergency backup power supply
- Auto control system
- Communication power supply
- Alarm and security system
- Electric Power System (EPS)

General Features

- 10-12 years design life(25°C)
- Non-spillable construction
- Sealed and maintenance-free
- High reliability and stability
- High purity raw material: long life and low self-discharge

Standards

- Compliance with IEC, BS, JIS and EU standards.
- UL, CE Certified
- ISO45001,ISO9001 and ISO14001 certified production facilities

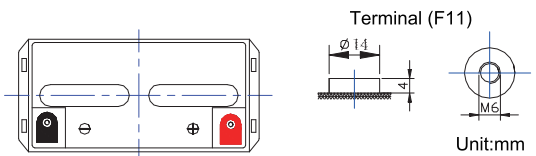
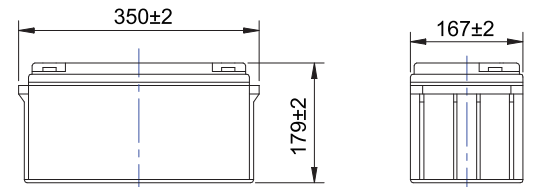
Specifications

Rated Voltage	12V	
Nominal Capacity	65Ah	(C ₁₀ , 10.8V)
Approx Weight	20.5kg±3%(45.17lbs)	
Terminal	F5/F11	
Rated Capacity(25°C)	68.6 Ah	(20hr,3.43A,10.5V)
	65 Ah	(10hr,6.5A,10.8V)
	56 Ah	(5hr,11.2A,10.5V)
	39.8 Ah	(1hr,39.8A,9.6V)
Max.Discharge Current	650A(5s)	
Max.Charge Current	16.3A	
Internal Resistance(25°C)	Approx 7mΩ	
Operating Temp.Range	Discharge	-20~60°C(-4~140°F)
	Charge	-10~50°C(14~122°F)
	Storage	-20~60°C(-4~140°F)
Nominal operating temperature	25±5°C	
Charge Voltage @25°C(77°F)	Cycle Use	Initial Charging Current less than 16.3A. Voltage 14.4V~15.0V at 25°C(77°F)Temp. Coefficient -30mV/°C
	Standby Use	Initial Charging Current less than 16.3A. Voltage 13.5V~13.8V at 25°C(77°F)Temp. Coefficient -20mV/°C
Temperature effects on capacity	40°C (104°F)	103%
	25°C (77°F)	100%
	0°C (32°F)	86%
	-15°C (5°F)	65%
Self Discharge(25°C)	Capacity after 3 months storage	91%
	Capacity after 6 months storage	82%
	Capacity after 12 months storage	65%



Dimensions

unit:mm



Length	350±2mm (13.78 inches)
Width	167±2mm (6.57 inches)
Container Height	179±2mm (7.05 inches)
Total Height	179±2mm (7.05 inches)

Battery Construction

Component	Positive plate	Negative plate	Container	Safety valve	Terminal	Separator	Electrolyte
Raw material	Lead dioxide	Lead	ABS(UL94-HB) or FR(UL94-V0)	Rubber	Copper	Fiberglass	Sulfuric acid

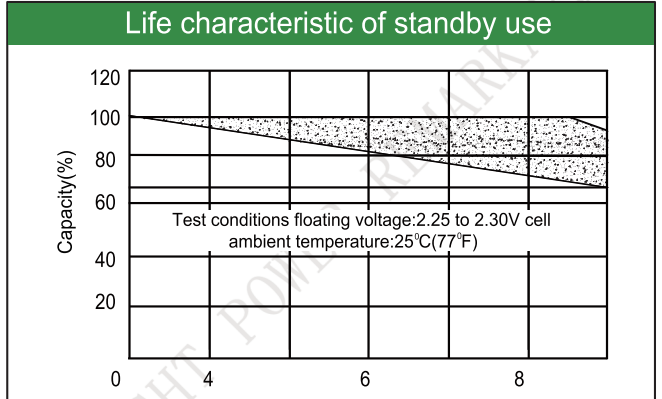
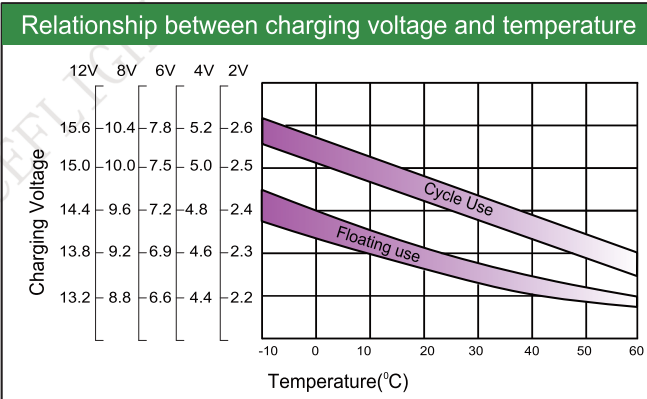
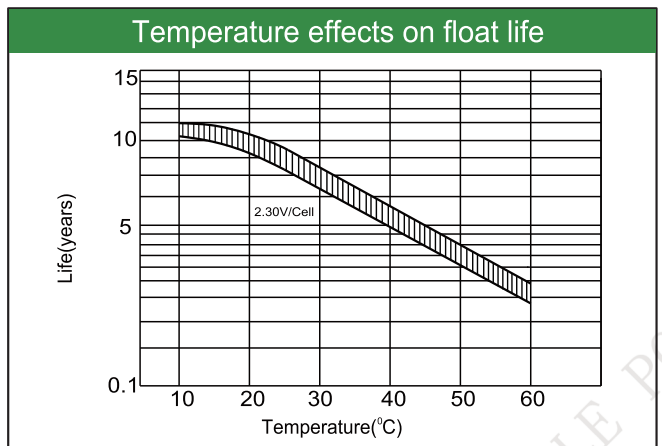
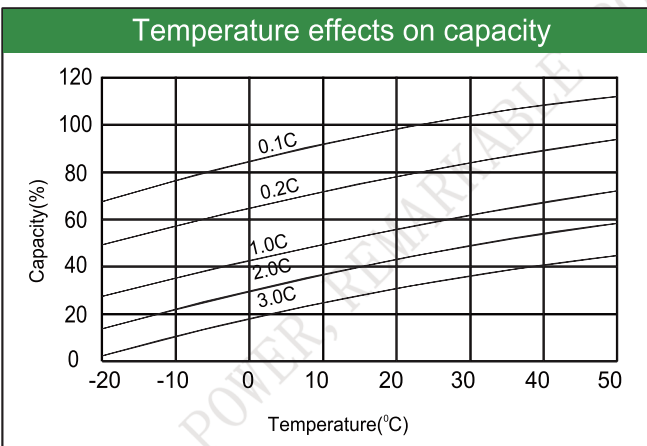
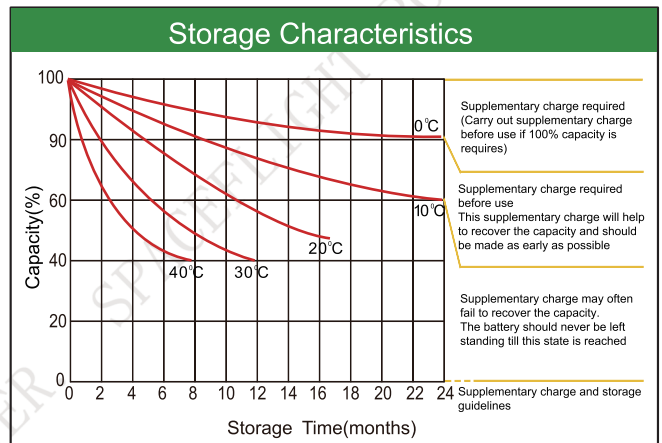
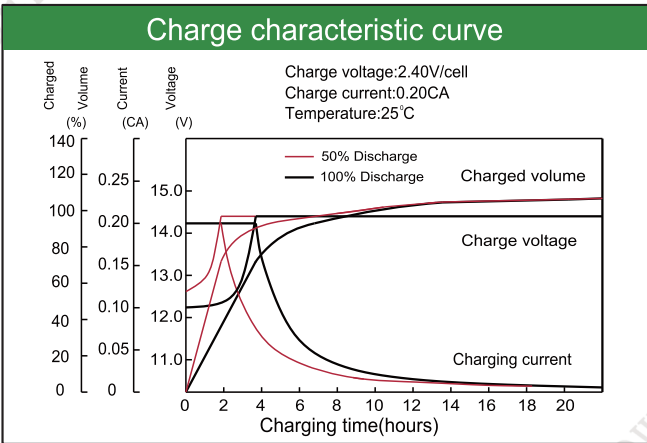
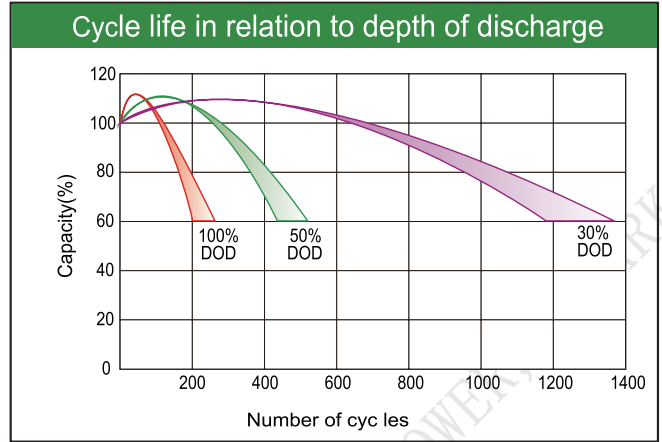
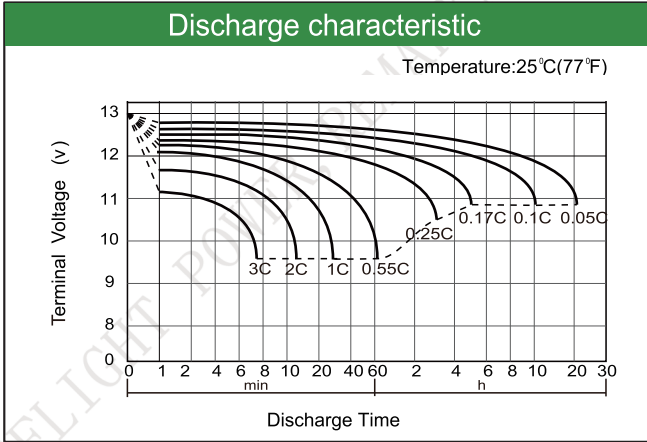
Constant Current Discharge (Amperes) at 25°C(77°F)

E.V/Time	5min	10min	15min	30min	60min	3h	5h	10h	20h
1.60V	212.0	155.0	121.0	68.2	39.8	17.0	11.8	6.80	3.54
1.65V	202.0	148.0	116.0	66.2	38.7	16.8	11.6	6.80	3.54
1.70V	190.0	141.0	110.0	63.4	37.2	16.5	11.4	6.70	3.48
1.75V	176.0	132.0	104.0	60.4	35.4	16.2	11.2	6.70	3.43
1.80V	163.0	120.0	97	56.7	33.2	15.8	11.0	6.50	3.38

Constant Power Discharge (Watts/cell) at 25°C(77°F)

E.V/Time	5min	10min	15min	30min	45min	60min	2h	3h	5h
1.60V	365	271	212	126	97.7	77.5	50.3	34.7	23.23
1.65V	343	256	203	120	93.1	74.1	48.8	33.9	22.83
1.70V	320	239	193	113	88.5	70.8	47.2	32.9	22.32
1.75V	295	222	183	106	83.7	67.3	45.2	32.0	21.92
1.80V	268	203	172	99	78.9	63.6	43.3	30.9	21.31

Note: The above characteristics data are average values obtained Within three charge/discharge cycles not the minimum.



Factory address: Fukang Industrial Zone, Longnan, Ganzhou, Jiangxi Province, China.
 Shenzhen Office: RM208-210, Building D, Tongju industrial Park, No.4, Longping West Road, Longgang District, Shenzhen.
 TEL: +86-755-28288189 sales@sfbattery.com www.sfbattery.com