

HTD Series Battery

SPACEFLIGHT HTD series battery is Deep Cycle AGM battery designed with thicker plates with more high-density active materials which makes the battery can with stand repeated deep cyclic applications.

Applications

- Solar and wind power systems
- Communication systems
- Uninterruptible power supplies
- Golf carts and buggies
- Alarm and security system
- Electric toy and wheelchairs, etc

General Features

- 10 years designed floating life(25°C)
- Non-spillable construction
- Sealed and maintenance-free
- Excellent recovery from deep discharge
- High density active materials plates
- Longer Life and low self-discharge

Standards

- Compliance with IEC, BS, JIS and EU standards.
- UL, CE Certified
- ISO45001,ISO9001 and ISO14001 certified production facilities

Specifications

Rated Voltage	12V	
Nominal Capacity	75Ah	(C ₁₀ , 10.8V)
Approx Weight	22.0kg±3%(48.5lbs)	
Terminal	F12	

Rated Capacity(25°C)	79 Ah	(20hr,3.95A,10.5V)
	75 Ah	(10hr,7.5A,10.8V)
	64 Ah	(5hr,12.8A,10.5V)
	46 Ah	(1hr,46A,9.6V)

Max.Discharge Current 750A(5s)

Max.Charge Current 18.75A

Internal Resistance(25°C) Approx 7.5mΩ

Operating Temp.Range	Discharge	-20~60°C(-4~140°F)
	Charge	-10~50°C(14~122°F)
	Storage	-20~60°C(-4~140°F)

Nominal operating temperature 25±5°C

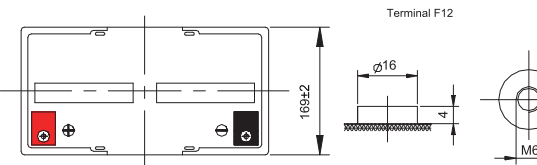
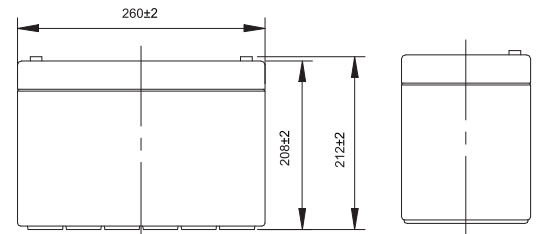
Charge Voltage @25°C(77°F)	Cycle Use	Initial Charging Current less than 18.75A. Voltage 14.4V~15.0V at 25°C(77°F)Temp. Coefficient -30mV/°C
	Standby Use	Initial Charging Current less than 18.75A. Voltage 13.5V~13.8V at 25°C(77°F)Temp. Coefficient -20mV/°C

Temperature effects on capacity	40°C (104°F)	103%
	25°C (77°F)	100%
	0°C (32°F)	86%
	-15°C (5°F)	65%

Self Discharge(25°C)	Capacity after 3 months storage	91%
	Capacity after 6 months storage	82%
	Capacity after 12 months storage	65%



Dimensions unit:mm



Length	260±2mm (10.2 inches)
Width	169±2mm (6.65 inches)
Container Height	208±2mm (8.19 inches)
Total Height	212±2mm (8.35 inches)

Battery Construction

Component	Positive plate	Negative plate	Container	Safety valve	Terminal	Separator	Electrolyte
Raw material	Lead dioxide	Lead	ABS(UL94-HB) or FR(UL94-V0)	Rubber	Copper	Fiberglass	Sulfuric acid

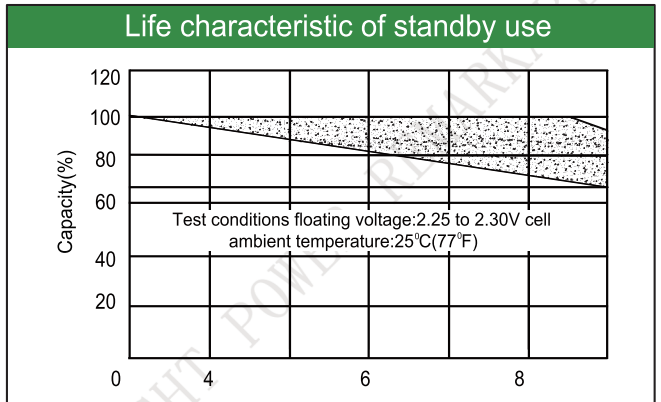
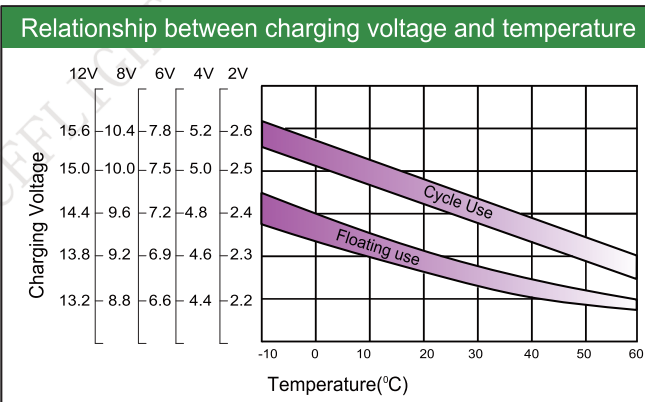
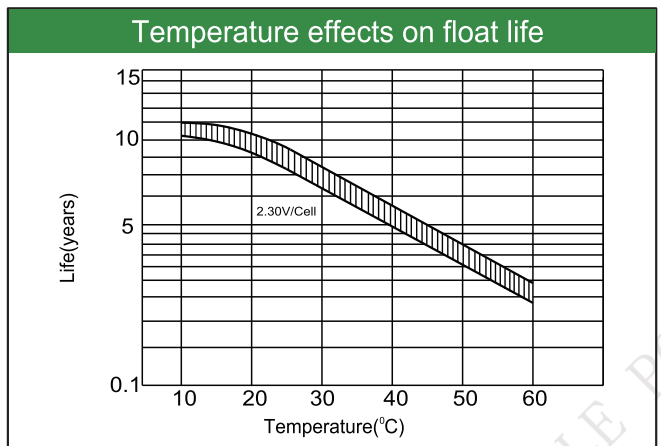
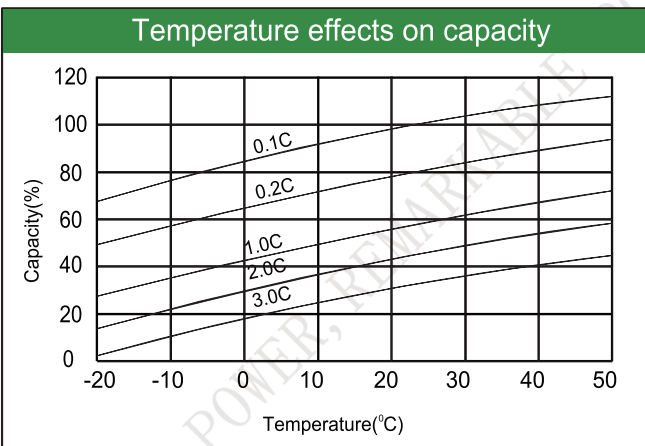
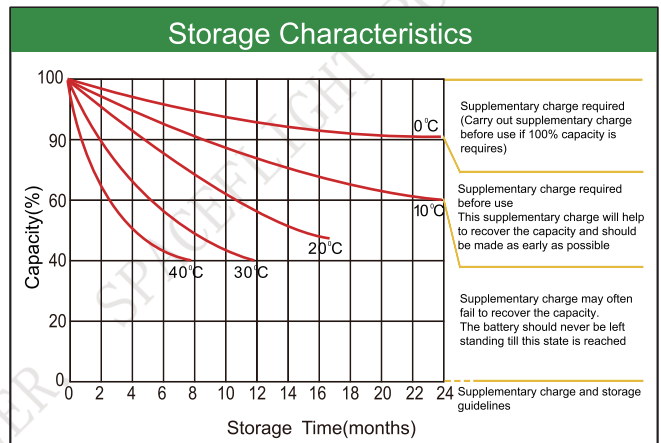
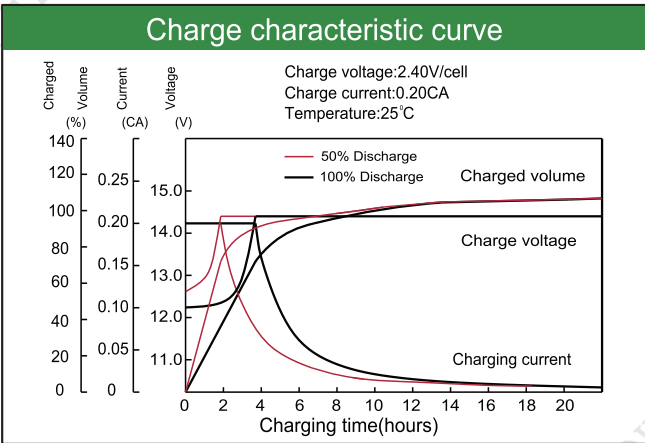
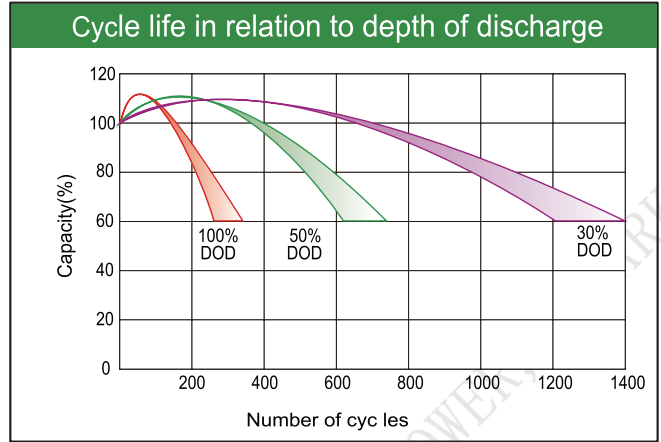
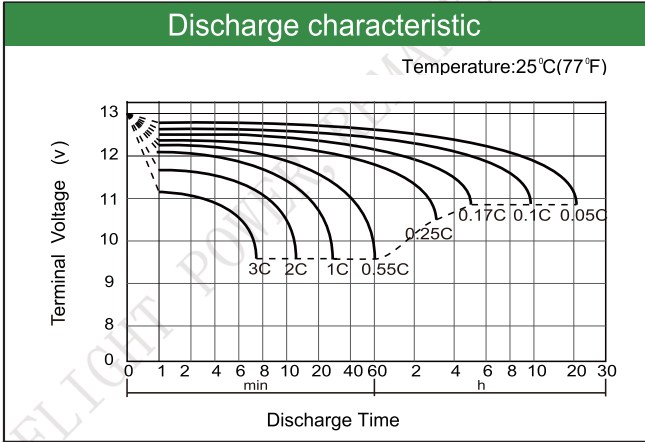
Constant Current Discharge (Amperes) at 25°C(77°F)

E.V/Time	5min	10min	15min	30min	60min	3h	5h	10h	20h
1.60V	237	178	137	82.3	46.0	19.5	13.4	7.70	4.03
1.65V	223	168	132	79.8	45.4	19.2	13.2	7.67	4.01
1.70V	210	158	126	77.2	44.7	18.9	13.0	7.63	3.98
1.75V	196	149	121	74.5	44.1	18.6	12.8	7.60	3.95
1.80V	181	140	114	72.0	43.6	18.2	12.6	7.50	3.85

Constant Power Discharge (Watts/cell) at 25°C(77°F)

E.V/Time	5min	10min	15min	30min	45min	60min	2h	3h	5h
1.60V	415	325	255	153	120	97.7	54.9	40.0	27.4
1.65V	405	302	250	151	117	95.9	53.9	37.2	26.9
1.70V	377	292	246	148	115	94.1	52.9	36.5	26.4
1.75V	358	276	232	146	112	92.3	51.9	35.8	25.8
1.80V	343	263	220	143	109	90.5	51.0	35.1	25.3

Note: The above characteristics data are average values obtained Within three charge/discharge cycles not the minimum.



Factory address: Fukang Industrial Zone, Longnan, Ganzhou, Jiangxi Province, China.
 Shenzhen Office: RM208-210, Building D, Tongju industrial Park, No.4, Longping West Road, Longgang District, Shenzhen.
 TEL: +86-755-28288189 sales@sfbattery.com www.sfbattery.com