

HTF Series General Battery

HTF series battery is Front Terminal Battery features integrated carrying handles and front access terminal connection which easily install and service in 19-inch and 23-inch battery cabinets, the batteries are based on AGM technology, an ideal backup for industrial, utility, and telecommunications applications.

Applications

- Uninterruptible power supplies
- Telecommunication systems
- Communication equipments
- Emergency Power Systems
- Security systems
- Solar/Wind systems

General Features

- 12 years designed floating life(25°C)
- Non-spillable construction
- Sealed and maintenance-free
- High reliability and stability
- High purity raw material: long life and low self-discharge

Standards

- Compliance with IEC, BS, JIS and EU standards
- UL, CE Certified
- ISO45001,ISO9001 and ISO14001 certified production facilities

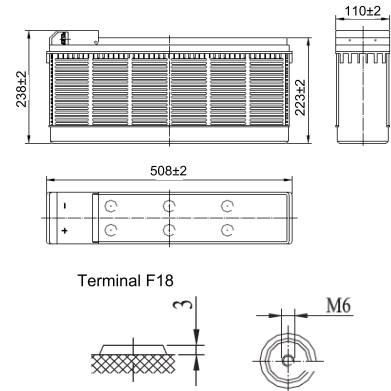
Specifications

Rated Voltage	12V	
Nominal Capacity	100Ah	(C ₁₀ , 10.8V)
Approx Weight	29.6kg±3%(65.26lbs)	
Terminal	F18	
Rated Capacity(25°C)	116 Ah	(20hr,5.8A,10.5V)
	100 Ah	(10hr,10A,10.8V)
	91.5 Ah	(5hr,18.3A,10.5V)
	72 Ah	(1hr,72A,9.6V)
Max.Discharge Current	1000A(5s)	
Max.Charge Current	25A	
Internal Resistance(25°C)	Approx 5mΩ	
Operating Temp.Range	Discharge	-20~60°C(-4~140°F)
	Charge	-10~50°C(14~122°F)
	Storage	-20~60°C(-4~140°F)
Nominal operating temperature	25±5°C	
Charge Voltage @25°C(77°F)	Cycle Use	Initial Charging Current less than 25A. Voltage 14.4V~15.0V at 25°C(77°F)Temp. Coefficient -30mV/°C
	Standby Use	Initial Charging Current less than 25A. Voltage 13.5V~13.8V at 25°C(77°F)Temp. Coefficient -20mV/°C
Temperature effects on capacity	40°C (104°F)	103%
	25°C (77°F)	100%
	0°C (32°F)	86%
	-15°C (5°F)	65%
Self Discharge(25°C)	Capacity after 3 months storage	91%
	Capacity after 6 months storage	82%
	Capacity after 12 months storage	65%



Dimensions

unit:mm



Length	508±2mm (20.0 inches)
Width	110±2mm (4.33 inches)
Container Height	223±2mm (8.78 inches)
Total Height	238±2mm (9.37 inches)

Battery Construction

Component	Positive plate	Negative plate	Container	Safety valve	Terminal	Separator	Electrolyte
Raw material	Lead dioxide	Lead	ABS(UL94-HB) or FR(UL94-V0)	Rubber	Copper	Fiberglass	Sulfuric acid

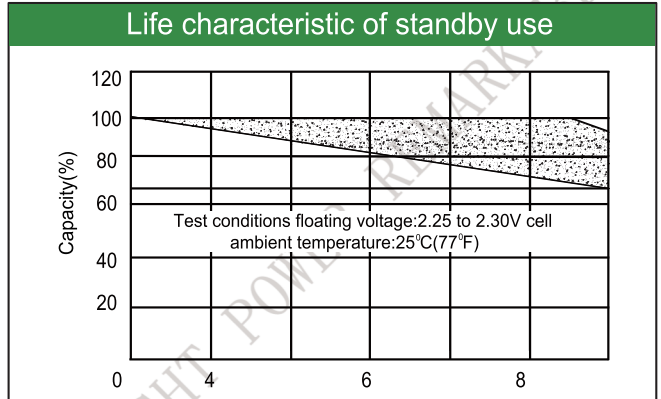
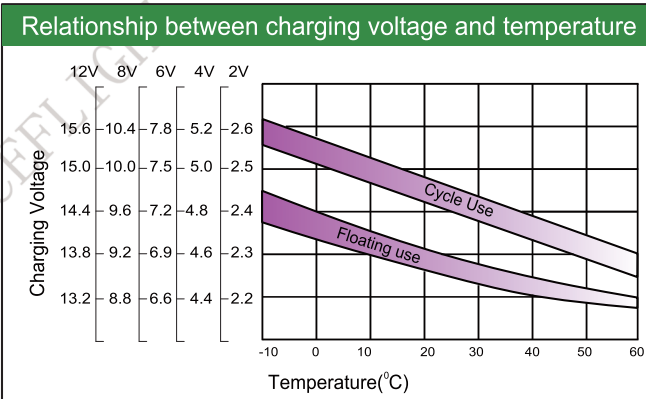
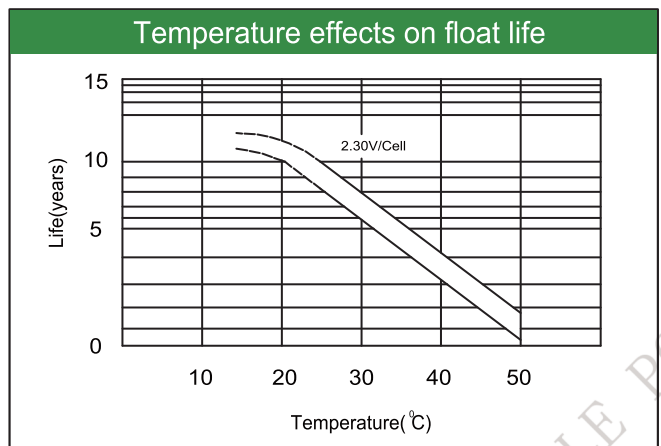
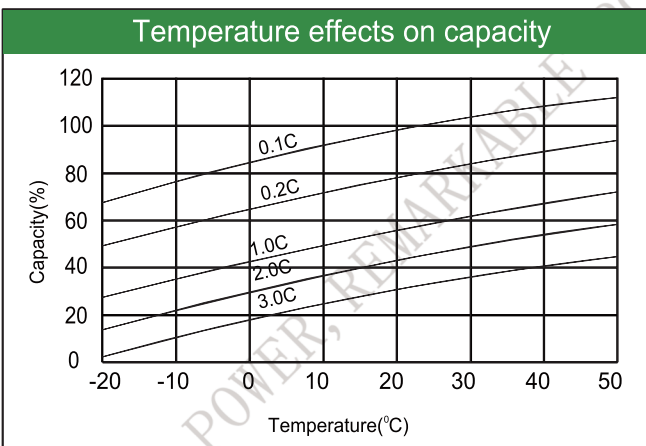
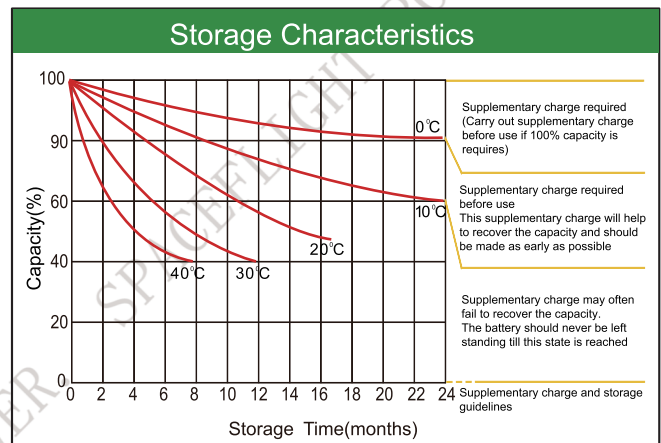
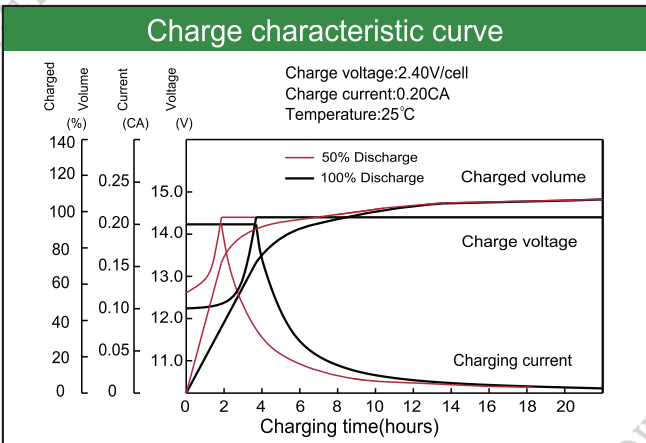
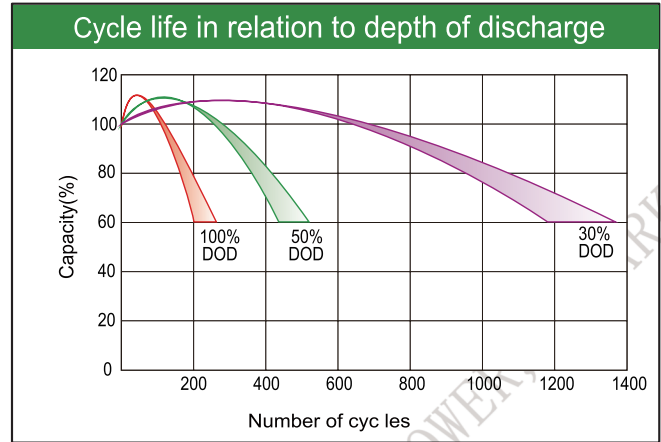
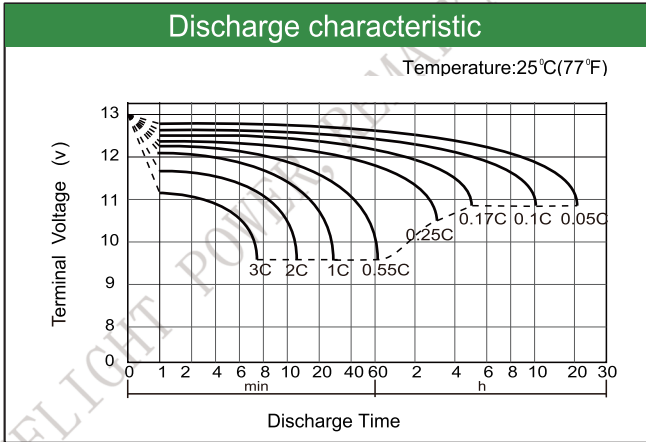
Constant Current Discharge (Amperes) at 25°C(77°F)

E.V/Time	10min	15min	30min	45min	1h	3h	5h	10h	20h
1.60V	283	205	125	89	72	29.1	19.5	10.4	5.95
1.65V	270	195	122	86.5	70.5	28.6	19.1	10.4	5.90
1.70V	255	183	118	84	69	28.0	18.7	10.3	5.85
1.75V	240	171	114	81.5	67.5	27.4	18.3	10.2	5.80
1.80V	223	158	109	78.5	65.8	26.8	17.8	10.0	5.70

Constant Power Discharge (Watts/cell) at 25°C(77°F)

E.V/Time	10min	15min	30min	45min	1h	3h	5h	10h	20h
1.60V	477	348	213	152	124	50.5	34.6	20.1	11.51
1.65V	462	336	211	150	123	50.4	34.4	20.0	11.37
1.70V	443	320	207	148	122	50.1	34.2	19.8	11.29
1.75V	426	305	204	147	122	50.0	34.1	19.7	11.25
1.80V	405	289	200	145	122	50.2	34.0	19.4	11.21

Note: The above characteristics data are average values obtained Within three charge/discharge cycles not the minimum.



Factory address: Fukang Industrial Zone, Longnan, Ganzhou, Jiangxi Province, China.
 Shenzhen Office: RM208-210, Building D, Tongju industrial Park, No.4, Longping West Road, Longgang District, Shenzhen.
 TEL: +86-755-28288189 sales@sfbattery.com www.sfbattery.com