

HTF Series General Battery

HTF series battery is Front Terminal Battery features integrated carrying handles and front access terminal connection which easily install and service in 19-inch and 23-inch battery cabinets, the batteries are based on AGM technology, an ideal backup for industrial, utility, and telecommunications applications.

Applications

- Uninterruptible power supplies
- Telecommunication systems
- Communication equipments
- Emergency Power Systems
- Security systems
- Solar/Wind systems

General Features

- 12 years designed floating life(25°C)
- Non-spillable construction
- Sealed and maintenance-free
- High reliability and stability
- High purity raw material: long life and low self-discharge

Standards

- Compliance with IEC, BS, JIS and EU standards
- UL, CE Certified
- ISO45001,ISO9001 and ISO14001 certified production facilities

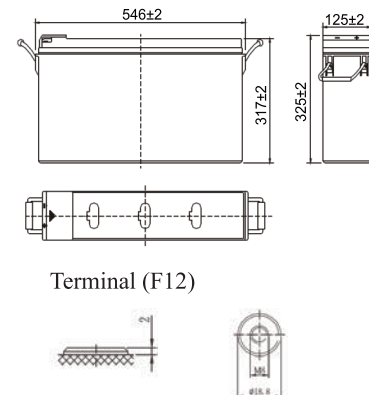
Specifications

Rated Voltage	12V	
Nominal Capacity	150Ah	(C ₁₀ , 10.8V)
Approx Weight	54kg±3%(119.05lbs)	
Terminal	F12	
Rated Capacity(25°C)	162 Ah	(20hr, 8.1A, 10.5V)
	150 Ah	(10hr, 15A, 10.8V)
	143 Ah	(5hr, 28.6A, 10.5V)
	110 Ah	(1hr, 110A, 9.6V)
Max.Discharge Current	1500A(5s)	
Max.Charge Current	37.5A	
Internal Resistance(25°C)	Approx 4.0mΩ	
Operating Temp.Range	Discharge	-20~60°C(-4~140°F)
	Charge	-10~50°C(14~122°F)
	Storage	-20~60°C(-4~140°F)
Nominal operating temperature	25±5°C	
Charge Voltage @25°C(77°F)	Cycle Use	Initial Charging Current less than 37.5A. Voltage 14.4V~15.0V at 25°C(77°F)Temp. Coefficient -30mV/°C
	Standby Use	Initial Charging Current less than 37.5A. Voltage 13.5V~13.8V at 25°C(77°F)Temp. Coefficient -20mV/°C
Temperature effects on capacity	40°C (104°F)	103%
	25°C (77°F)	100%
	0°C (32°F)	86%
	-15°C (5°F)	65%
Self Discharge(25°C)	Capacity after 3 months storage	91%
	Capacity after 6 months storage	82%
	Capacity after 12 months storage	65%



Dimensions

unit:mm



Length	546±2mm (21.5 inches)
Width	125±2mm (4.92 inches)
Container Height	317±2mm (12.5 inches)
Total Height	325±2mm (12.8 inches)

Battery Construction

Component	Positive plate	Negative plate	Container	Safety valve	Terminal	Separator	Electrolyte
Raw material	Lead dioxide	Lead	ABS(UL94-HB) or FR(UL94-V0)	Rubber	Copper	Fiberglass	Sulfuric acid

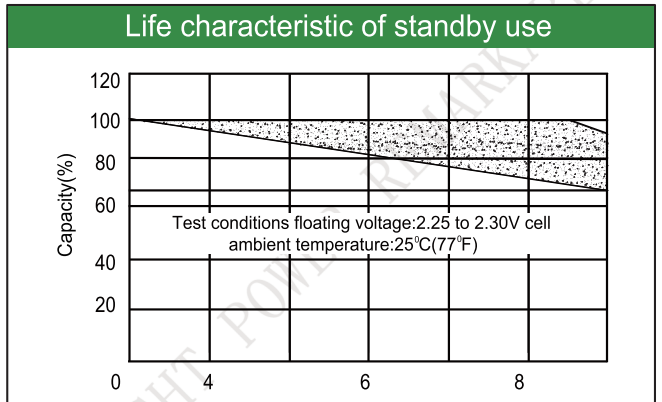
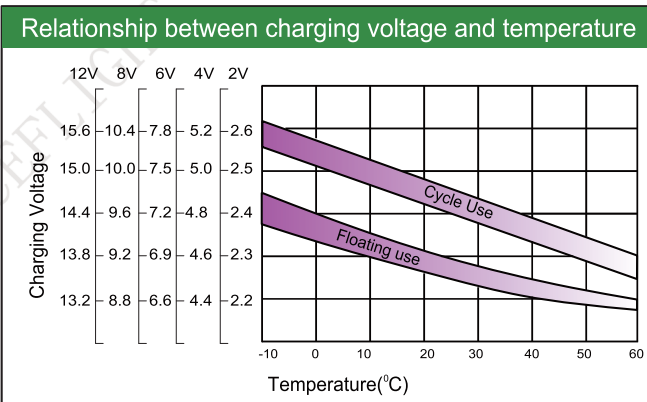
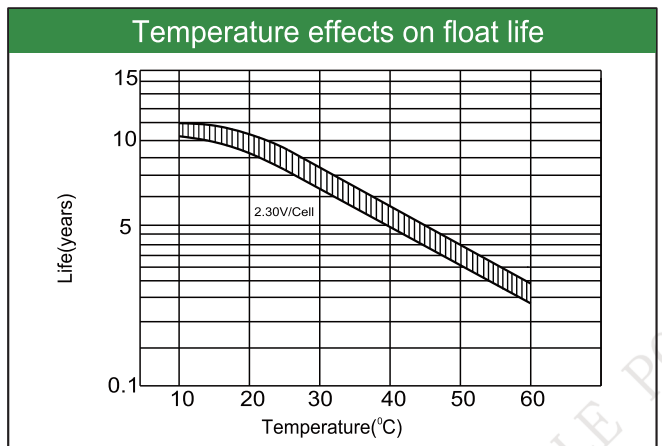
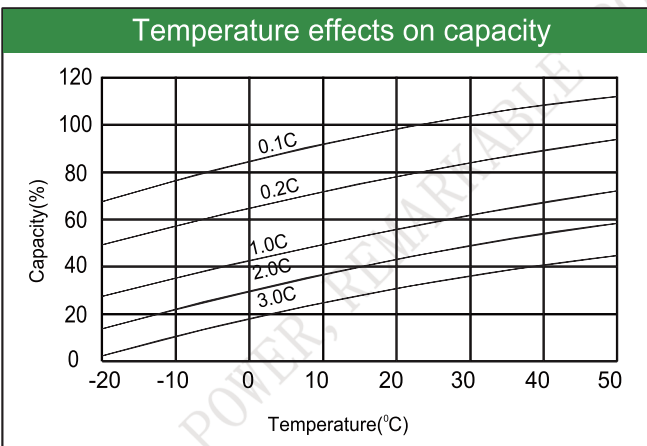
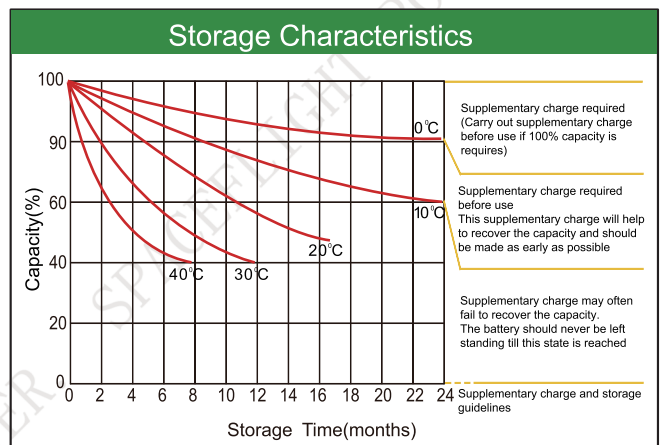
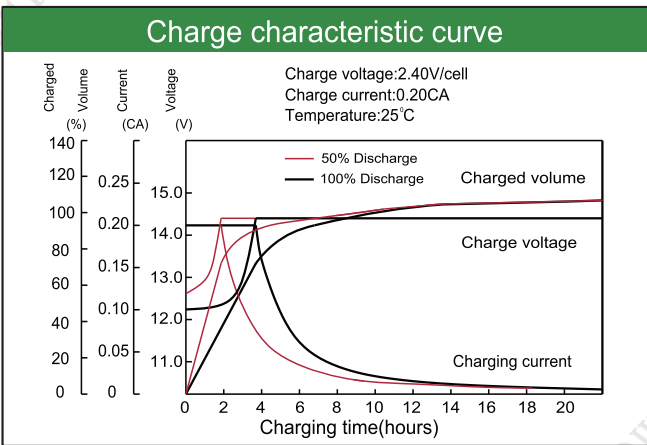
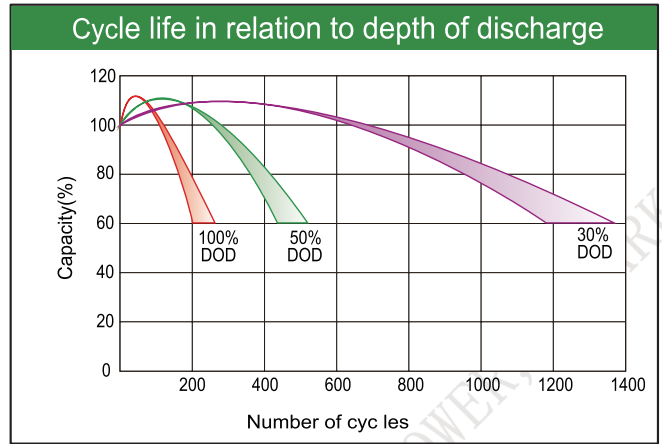
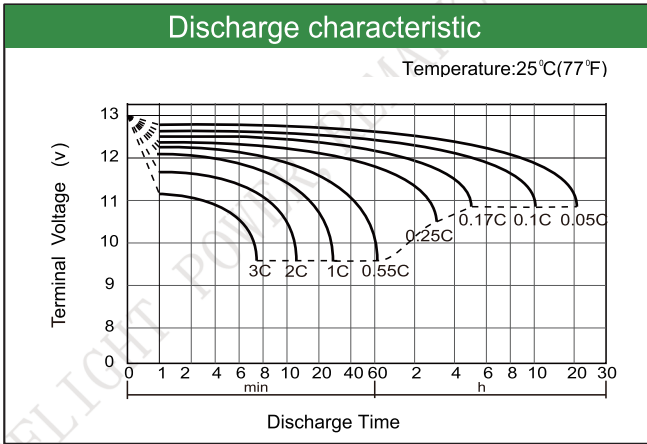
Constant Current Discharge (Amperes) at 25°C(77°F)

E.V/Time	10min	15min	30min	45min	1h	3h	5h	10h	20h
1.60V	375	268	175	135	110	46.5	29.1	15.4	8.20
1.65V	360	260	170	132	108	45.8	29.0	15.4	8.20
1.70V	342	250	164	127	105	45.0	28.8	15.3	8.15
1.75V	322	238	158	122	101	44.0	28.6	15.2	8.10
1.80V	299	223	150	116	96	42.5	28.3	15.0	8.06

Constant Power Discharge (Watts/cell) at 25°C(77°F)

E.V/Time	10min	15min	30min	45min	1h	3h	5h	10h	20h
1.60V	634	456	299	232	190	81.0	53.3	29.8	16.28
1.65V	615	447	293	229	188	80.6	52.7	29.4	15.88
1.70V	594	437	288	224	186	80.5	52.6	29.4	15.73
1.75V	571	424	283	219	183	80.3	52.1	29.1	15.58
1.80V	530	397	268	209	173	77.6	51.7	28.8	15.50

Note: The above characteristics data are average values obtained Within three charge/discharge cycles not the minimum.



Factory address: Fukang Industrial Zone, Longnan, Ganzhou, Jiangxi Province, China.
 Shenzhen Office: RM208-210, Building D, Tongju industrial Park, No.4, Longping West Road, Longgang District, Shenzhen.
 TEL: +86-755-28288189 sales@sfbattery.com www.sfbattery.com