

HTF Series General Battery

HTF series battery is Front Terminal Battery features integrated carrying handles and front access terminal connection which easily install and service in 19-inch and 23-inch battery cabinets, the batteries are based on AGM technology, an ideal backup for industrial, utility, and telecommunications applications.

Applications

- Uninterruptible power supplies
- Telecommunication systems
- Communication equipments
- Emergency Power Systems
- Security systems
- Solar/Wind systems

General Features

- 12 years designed floating life(25°C)
- Non-spillable construction
- Sealed and maintenance-free
- High reliability and stability
- High purity raw material: long life and low self-discharge

Standards

- Compliance with IEC, BS, JIS and EU standards
- UL, CE Certified
- ISO45001,ISO9001 and ISO14001 certified production facilities

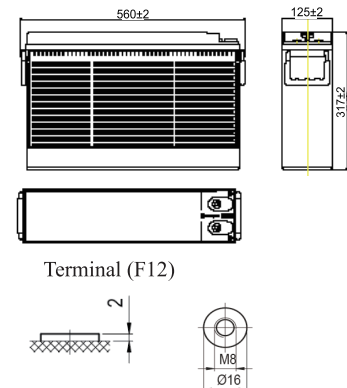
Specifications

Rated Voltage	12V	
Nominal Capacity	180Ah	(C ₁₀ , 10.8V)
Approx Weight	56kg±3%(123.46lbs)	
Terminal	F12	
Rated Capacity(25°C)	192 Ah	(20hr,9.6A,10.5V)
	180 Ah	(10hr,18A,10.8V)
	160 Ah	(5hr,32A,10.5V)
	118 Ah	(1hr,118A,9.6V)
Max.Discharge Current	1800A(5s)	
Max.Charge Current	45A	
Internal Resistance(25°C)	Approx 4.5mΩ	
Operating Temp.Range	Discharge	-20~60°C(-4~140°F)
	Charge	-10~50°C(14~122°F)
	Storage	-20~60°C(-4~140°F)
Nominal operating temperature	25±5°C	
Charge Voltage @25°C(77°F)	Cycle Use	Initial Charging Current less than 45A. Voltage 14.4V~15.0V at 25°C(77°F)Temp. Coefficient -30mV/°C
	Standby Use	Initial Charging Current less than 45A. Voltage 13.5V~13.8V at 25°C(77°F)Temp. Coefficient -20mV/°C
Temperature effects on capacity	40°C (104°F)	103%
	25°C (77°F)	100%
	0°C (32°F)	86%
	-15°C (5°F)	65%
Self Discharge(25°C)	Capacity after 3 months storage	91%
	Capacity after 6 months storage	82%
	Capacity after 12 months storage	65%



Dimensions

unit:mm



Length	560±2mm (22.0inches)
Width	125±2mm (4.92 inches)
Container Height	317±2mm (12.5 inches)
Total Height	317±2mm (12.5 inches)

Battery Construction

Component	Positive plate	Negative plate	Container	Safety valve	Terminal	Separator	Electrolyte
Raw material	Lead dioxide	Lead	ABS(UL94-HB) or FR(UL94-V0)	Rubber	Copper	Fiberglass	Sulfuric acid

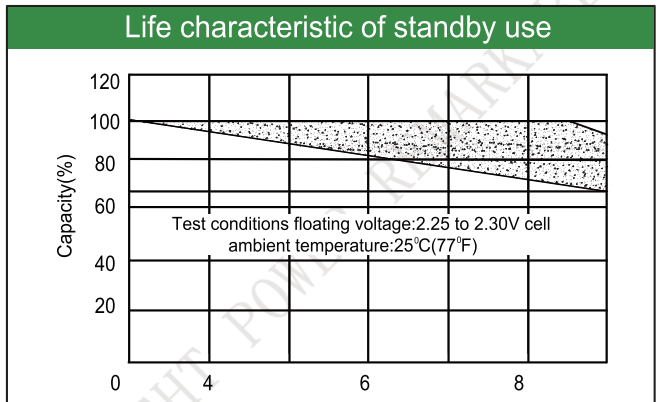
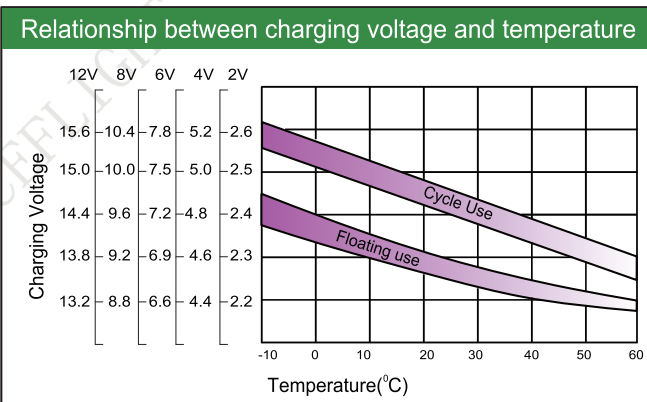
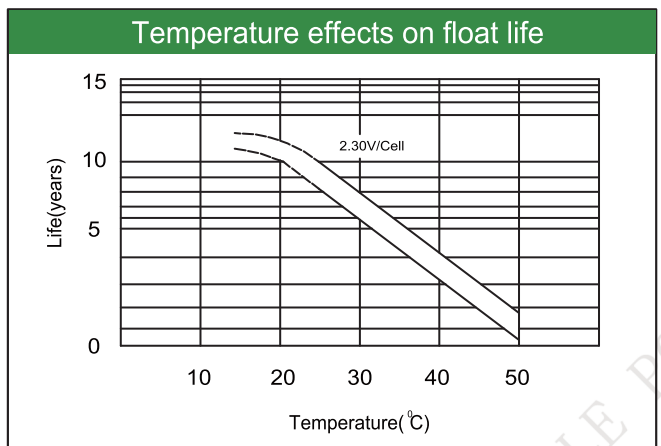
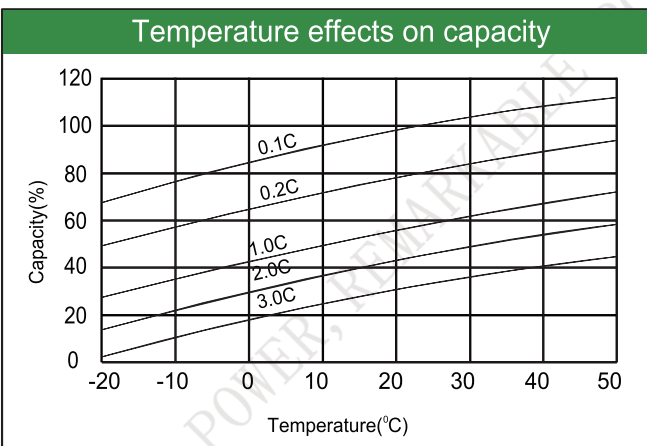
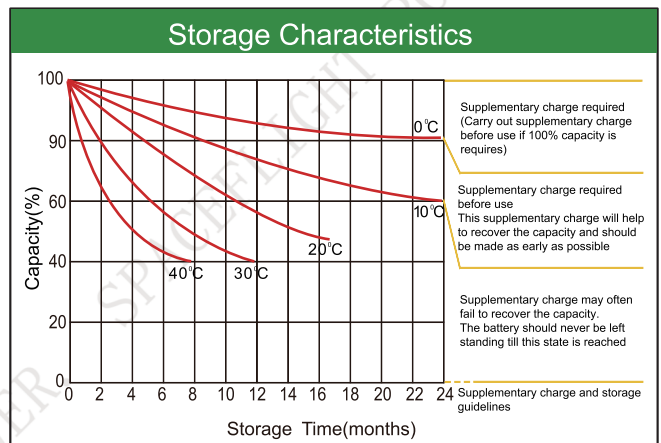
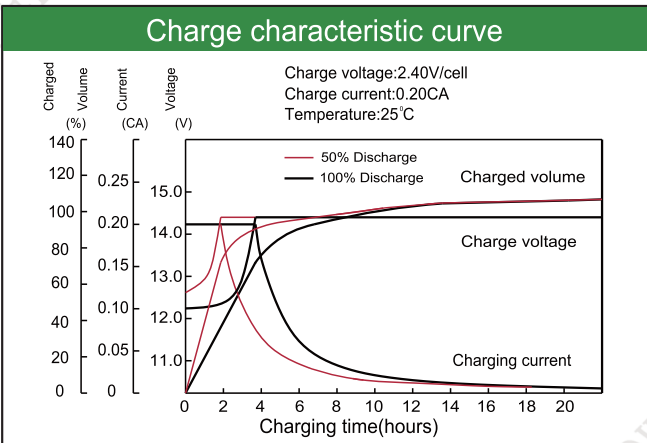
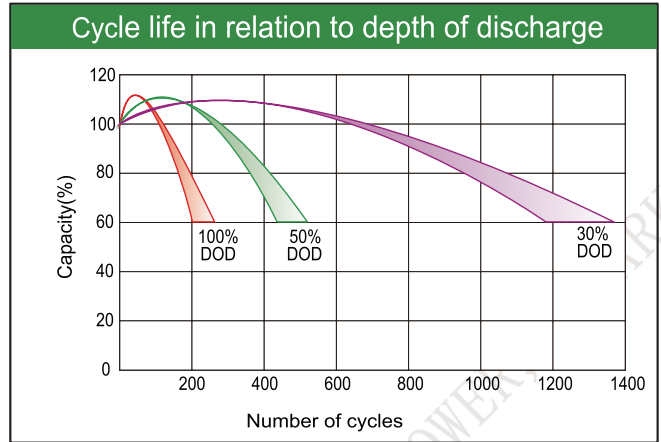
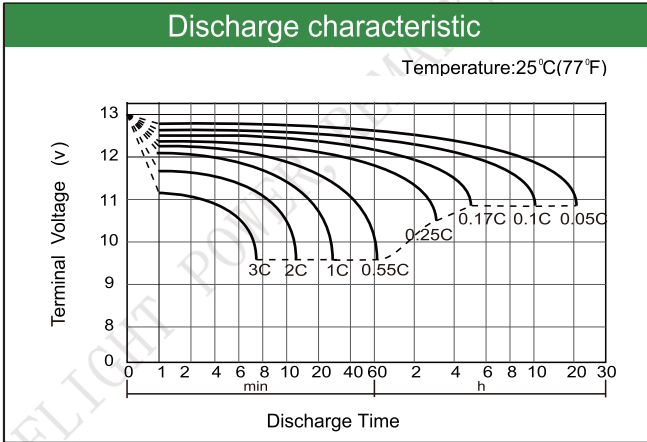
Constant Current Discharge (Amperes) at 25°C(77°F)

E.V/Time	10min	15min	30min	45min	1h	3h	5h	10h	20h
1.60V	395	310	195	143	118	49.5	32.7	18.3	9.70
1.65V	375	295	190	140	116	49.0	32.5	18.3	9.70
1.70V	355	280	185	137	113	48.5	32.3	18.2	9.65
1.75V	335	264	170	134	110	47.5	32.0	18.1	9.60
1.80V	310	246	164	130	107	46.0	31.7	18.0	9.50

Constant Power Discharge (Watts/cell) at 25°C(77°F)

E.V/Time	10min	15min	30min	45min	1h	3h	5h	10h	20h
1.60V	668	527	333	245	203	86.7	60.6	36.2	19.19
1.65V	641	507	328	243	202	86.6	59.6	35.5	18.82
1.70V	616	488	324	241	200	86.3	58.8	34.9	18.62
1.75V	594	471	304	241	199	86.1	58.4	34.6	18.43
1.80V	564	450	301	240	198	86.1	58.1	34.2	18.33

Note: The above characteristics data are average values obtained Within three charge/discharge cycles not the minimum.



Factory address: Fukang Industrial Zone, Longnan, Ganzhou, Jiangxi Province, China.
 Shenzhen Office: RM208-210, Building D, Tongju industrial Park, No.4, Longping West Road, Longgang District, Shenzhen.
 TEL: +86-755-28288189 sales@sfbattery.com www.sfbattery.com