

HTG Series Battery

SPACEFLIGHT HTG Series Battery is hybrid GEL battery designed with deep cycle technology to give extra-durable cycle performance. HTG series battery with 12 years floating design life at 25°C.

Applications

- Solar and wind power systems
- Communication systems
- Uninterruptible power supplies
- Golf carts and buggies
- Alarm and security system
- Electric toy and wheelchairs, etc

General Features

- 12 years designed floating life(25°C)
- Non-spillable construction
- Sealed and maintenance-free
- Excellent recovery from deep discharge
- High density active materials plates
- Longer Life and low self-discharge

Standards

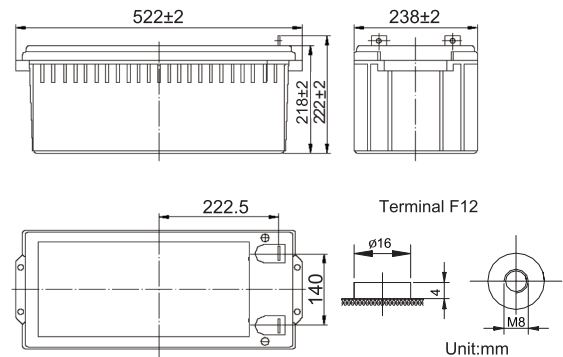
- Compliance with IEC, BS, JIS and EU standards.
- UL, CE Certified
- ISO45001,ISO9001 and ISO14001 certified production facilities

Specifications

Rated Voltage	12V	
Nominal Capacity	200Ah	(C ₁₀ , 10.8V)
Approx Weight	60kg±3%(132.2lbs)	
Terminal	F12	
Rated Capacity(25°C)	206 Ah	(20hr, 10.3A, 10.5V)
	200 Ah	(10hr, 20A, 10.8V)
	175 Ah	(5hr, 35A, 10.5V)
	125 Ah	(1hr, 125A, 9.6V)
Max.Discharge Current	2000A(5s)	
Max.Charge Current	50A	
Internal Resistance(25°C)	Approx4.0mΩ	
Operating Temp.Range	Discharge	-20~60°C(-4~140°F)
	Charge	-10~50°C(14~122°F)
	Storage	-20~60°C(-4~140°F)
Nominal operating temperature	25±5°C	
Charge Voltage @25°C(77°F)	Cycle Use	Initial Charging Current less than 50A. Voltage 14.4V~15.0V at 25°C(77°F)Temp. Coefficient -30mV/°C
	Standby Use	Initial Charging Current less than 50A. Voltage 13.5V~13.8V at 25°C(77°F)Temp. Coefficient -20mV/°C
Temperature effects on capacity	40°C (104°F)	103%
	25°C (77°F)	100%
	0°C (32°F)	86%
	-15°C (5°F)	65%
Self Discharge(25°C)	Capacity after 3 months storage	91%
	Capacity after 6 months storage	82%
	Capacity after 12 months storage	65%



Dimensions unit:mm



Length	522±2mm (20.6 inches)
Width	238±2mm (9.37 inches)
Container Height	218±2mm (8.58 inches)
Total Height	222±2mm (8.74 inches)

Battery Construction

Component	Positive plate	Negative plate	Container	Safety valve	Terminal	Separator	Electrolyte
Raw material	Lead dioxide	Lead	ABS(UL94-HB) or FR(UL94-V0)	Rubber	Copper	AGM	SiO ₂ +H ₂ SO ₄

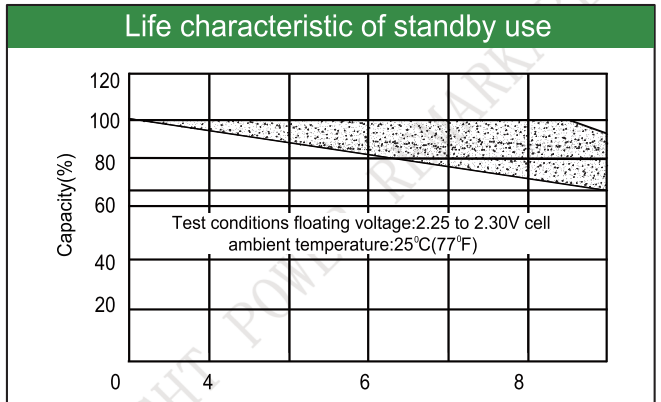
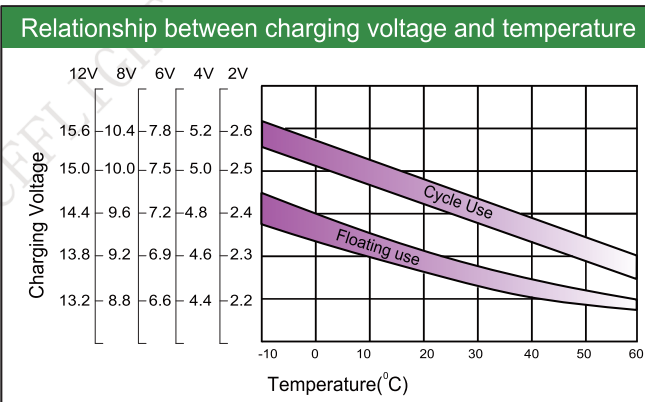
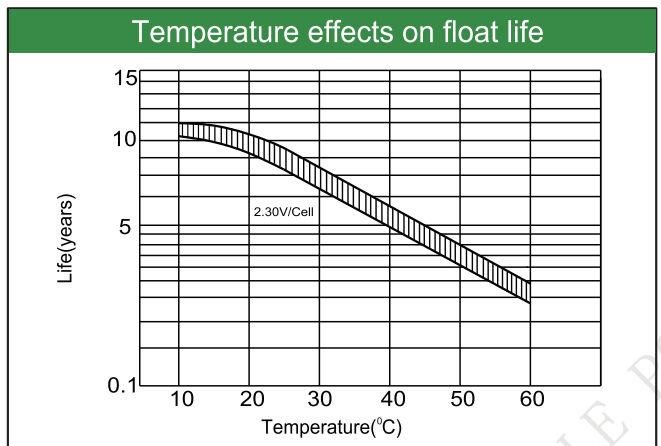
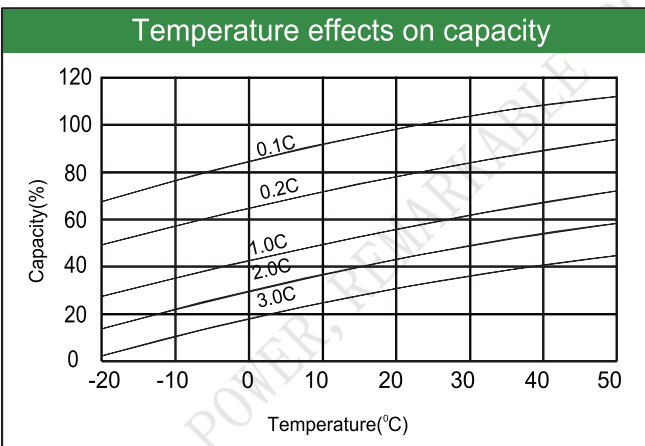
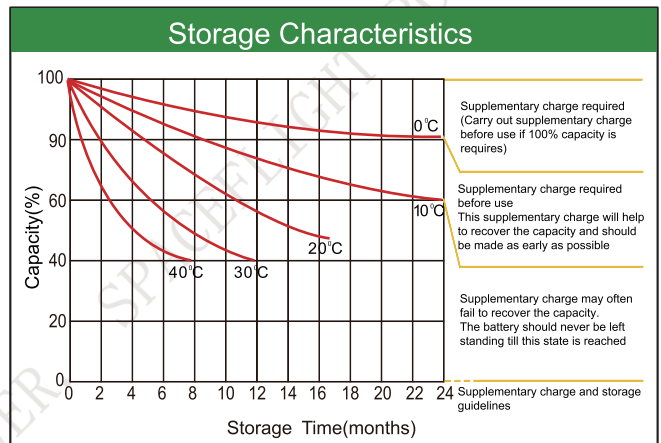
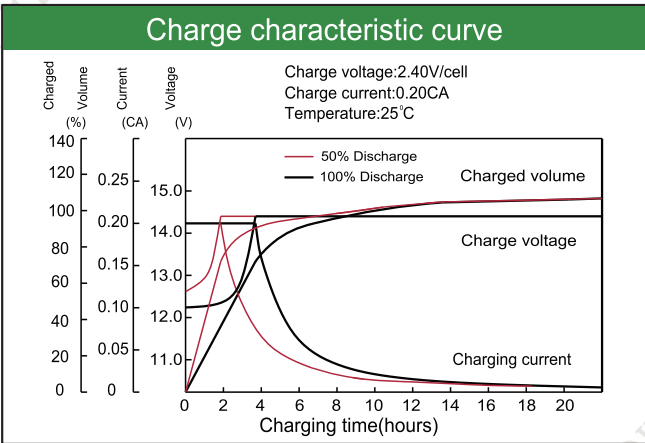
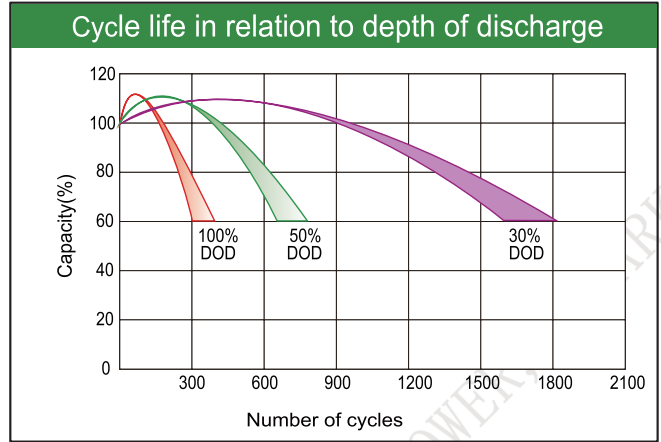
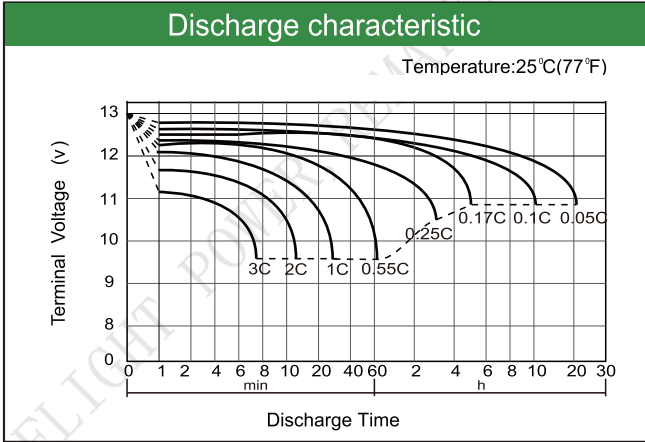
Constant Current Discharge (Amperes) at 25°C(77°F)

E.V/Time	5min	10min	15min	30min	1h	3h	5h	10h	20h
1.60V	/	418	340	204	125	52.0	36.6	20.7	10.5
1.65V	/	393	321	196	123	51.6	36.2	20.6	10.4
1.70V	/	370	300	189	121	51.0	35.7	20.5	10.4
1.75V	/	345	280	182	119	50.0	35.0	20.3	10.3
1.80V	/	318	260	175	117	48.8	34.3	20.0	10.2

Constant Power Discharge (Watts/cell) at 25°C(77°F)

E.V/Time	5min	10min	15min	30min	45min	1h	2h	3h	5h
1.60V	/	730	590	386	276	255	138	98.8	71.3
1.65V	/	694	570	370	270	250	136	97.5	70.8
1.70V	/	658	552	356	264	245	133	96.2	70.2
1.75V	/	623	530	342	259	240	130	94.8	69.7
1.80V	/	588	502	328	254	235	127	93.8	69.1

Note: The above characteristics data are average values obtained Within three charge/discharge cycles not the minimum.



Factory address: Fukang Industrial Zone, Longnan, Ganzhou, Jiangxi Province, China.
Shenzhen Office: RM208-210, Building D, Tongju industrial Park, No.4, Longping West Road, Longgang District, Shenzhen.
TEL: +86-755-28288189 sales@sfbattery.com www.sfbattery.com