

### HTG Series Battery

SPACEFLIGHT HTG Series Battery is hybrid GEL battery designed with deep cycle technology to give extra-durable cycle performance. HTG series battery with 12 years floating design life at 25°C.

#### Applications

- Solar and wind power systems
- Communication systems
- Uninterruptible power supplies
- Golf carts and buggies
- Alarm and security system
- Electric toy and wheelchairs, etc

#### General Features

- 12 years designed floating life(25°C)
- Non-spillable construction
- Sealed and maintenance-free
- Excellent recovery from deep discharge
- High density active materials plates
- Longer Life and low self-discharge

#### Standards

- Compliance with IEC, BS, JIS and EU standards.
- UL, CE Certified
- ISO45001,ISO9001 and ISO14001 certified production facilities

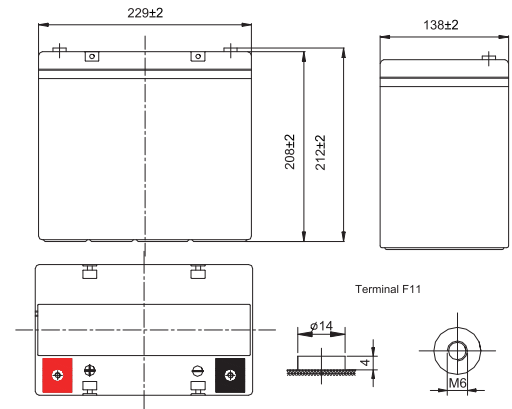
#### Specifications

Rated Voltage	12V	
Nominal Capacity	55Ah	(C <sub>10</sub> , 10.8V)
Approx Weight	16.2kg±3%(35.7lbs)	
Terminal	F11	
Rated Capacity(25°C)	58.4 Ah	(20hr,2.92A,10.5V)
	55 Ah	(10hr,5.5A,10.8V)
	48 Ah	(5hr,9.6A,10.5V)
	35.2 Ah	(1hr,35.2A,9.6V)
Max.Discharge Current	550A(5s)	
Max.Charge Current	13.75A	
Internal Resistance(25°C)	Approx 8.5mΩ	
Operating Temp.Range	Discharge	-20~60°C(-4~140°F)
	Charge	-10~50°C(14~122°F)
	Storage	-20~60°C(-4~140°F)
Nominal operating temperature	25±5°C	
Charge Voltage @25°C(77°F)	Cycle Use	Initial Charging Current less than 13.75A. Voltage 14.4V~15.0V at 25°C(77°F)Temp. Coefficient -30mV/°C
	Standby Use	Initial Charging Current less than 13.75A. Voltage 13.5V~13.8V at 25°C(77°F)Temp. Coefficient -20mV/°C
Temperature effects on capacity	40°C (104°F)	103%
	25°C (77°F)	100%
	0°C (32°F)	86%
	-15°C (5°F)	65%
Self Discharge(25°C)	Capacity after 3 months storage	91%
	Capacity after 6 months storage	82%
	Capacity after 12 months storage	65%



#### Dimensions

unit:mm



Length	229±2mm (9.01 inches)
Width	138±2mm (5.43 inches)
Container Height	208±2mm (8.19 inches)
Total Height	212±2mm (8.35 inches)

#### Battery Construction

Component	Positive plate	Negative plate	Container	Safety valve	Terminal	Separator	Electrolyte
Raw material	Lead dioxide	Lead	ABS(UL94-HB) or FR(UL94-V0)	Rubber	Copper	Fiberglass	Sulfuric acid

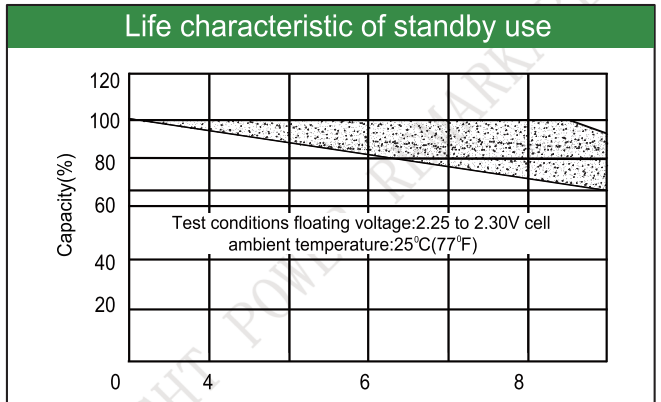
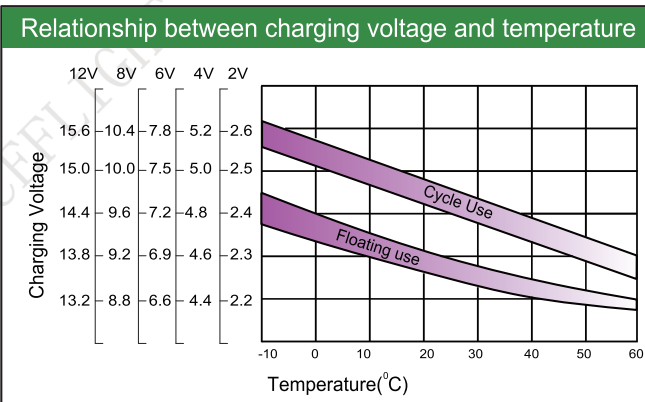
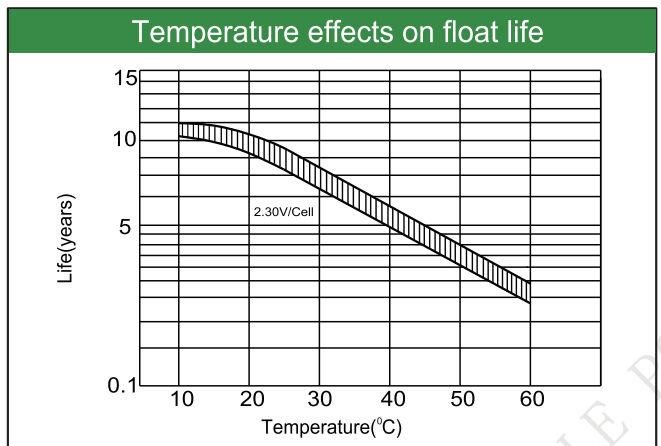
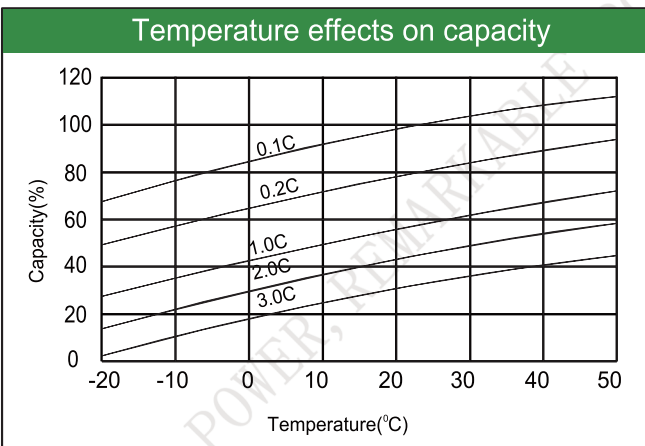
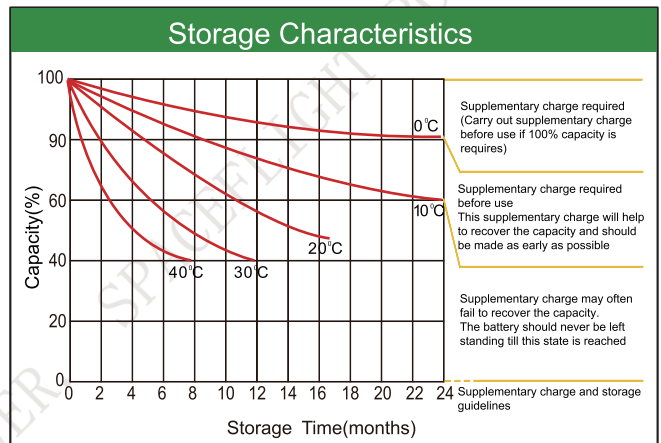
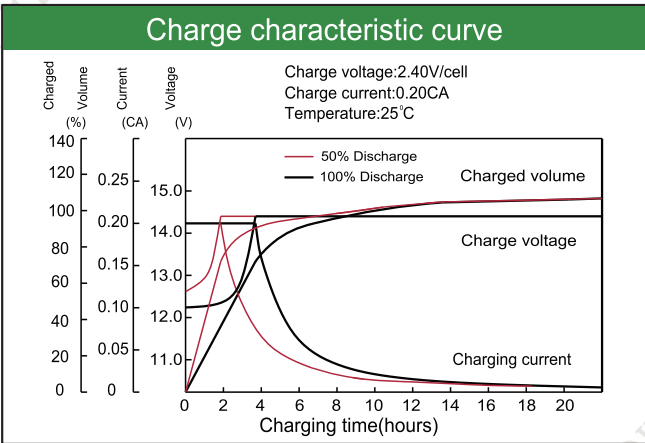
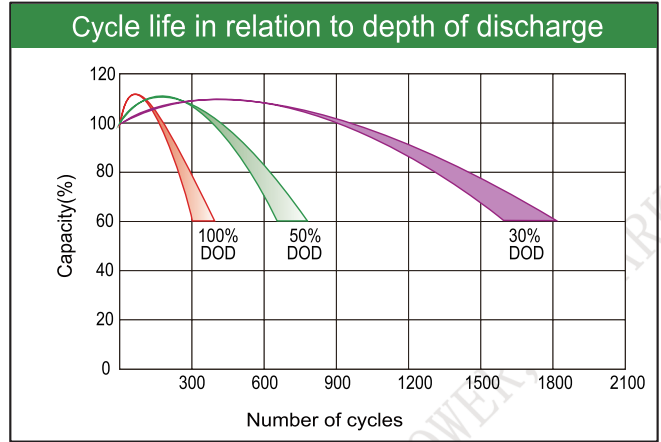
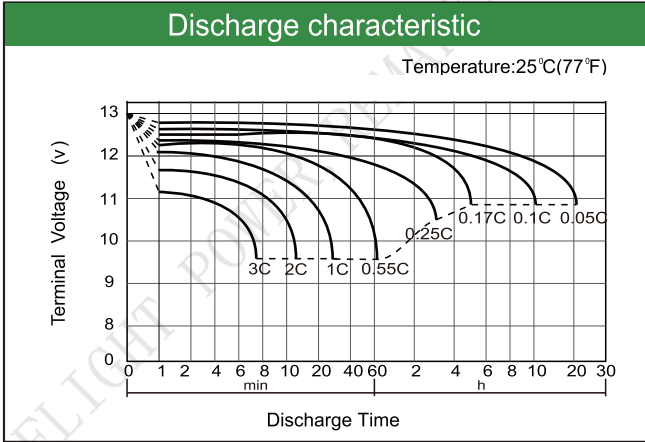
#### Constant Current Discharge (Amperes) at 25°C(77°F)

E.V/Time	5min	10min	15min	30min	60min	3h	5h	10h	20h
1.60V	172	130	98.0	58.2	35.2	14.5	9.98	5.66	2.95
1.65V	162	123	94.0	56.5	34.4	14.3	9.88	5.63	2.94
1.70V	152	115	89.5	54.5	33.6	14.0	9.75	5.59	2.93
1.75V	141	108	84.4	52.9	32.7	13.7	9.60	5.55	2.92
1.80V	128	100	50.5	51.0	31.6	13.4	9.43	5.50	2.90

#### Constant Power Discharge (Watts/cell) at 25°C(77°F)

E.V/Time	5min	10min	15min	30min	45min	60min	2h	3h	5h
1.60V	330	247	191	115	88.4	71.4	42.5	30.1	19.4
1.65V	310	233	183	113	87.1	69.8	41.7	29.5	19.3
1.70V	291	220	176	111	85.3	68.2	40.8	28.9	18.8
1.75V	271	207	168	109	83.4	66.6	39.8	28.3	18.7
1.80V	257	192	159	107	81.2	64.9	38.8	27.7	18.5

Note: The above characteristics data are average values obtained Within three charge/discharge cycles not the minimum.



Factory address: Fukang Industrial Zone, Longnan, Ganzhou, Jiangxi Province, China.  
 Shenzhen Office: RM208-210, Building D, Tongju industrial Park, No.4, Longping West Road, Longgang District, Shenzhen.  
 TEL: +86-755-28288189      [sales@sfbattery.com](mailto:sales@sfbattery.com)      [www.sfbattery.com](http://www.sfbattery.com)