

HTL Series Battery

SPACEFLIGHT HTL series battery is 2V Long Life lead acid battery which has been designed with special heavy duty grids and thicker plates which makes the battery provides consistent performance and longer service life at a critical application.

Applications

- Uninterruptible power supplies
- Telecommunication systems
- Communication equipments
- Emergency Power Systems
- Security systems
- Solar/Wind systems

General Features

- 20 years designed floating life(25°C)
- Non-spillable construction
- Sealed and maintenance-free
- High reliability and stability
- High purity raw material: long life and low self-discharge

Standards

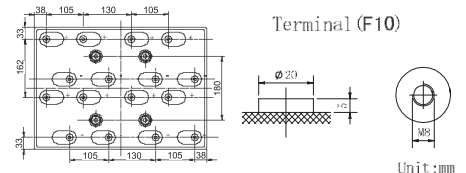
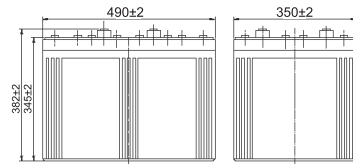
- Compliance with IEC, BS, JIS and EU standards
- UL, CE Certified
- ISO45001, ISO9001 and ISO14001 certified production facilities

Specifications

Rated Voltage	2V	
Nominal Capacity	2000Ah	(C ₁₀ , 1.8V)
Approx Weight	113kg±3%(249.12lbs)	
Terminal	F10	
Rated Capacity(25°C)	2000 Ah	(10hr, 200A, 1.80V)
	1790 Ah	(5hr, 358A, 1.75V)
	1560 Ah	(3hr, 520A, 1.70V)
	1230 Ah	(1hr, 1230A, 1.60V)
Max. Discharge Current	10000A(5s)	
Max. Charge Current	500A	
Internal Resistance(25°C)	Approx 0.5mΩ	
Operating Temp. Range	Discharge	-20~60°C (-4~140°F)
	Charge	-10~50°C (14~122°F)
	Storage	-20~60°C (-4~140°F)
Nominal operating temperature	25±5°C	
Charge Voltage	Cycle Use	Initial Charging Current less than 500A. Voltage 2.4V~2.5V at 25°C(77°F)Temp. Coefficient -30mV/°C
	Standby Use	Initial Charging Current less than 500A. Voltage 2.25V~2.3V at 25°C(77°F)Temp. Coefficient -20mV/°C
Temperature effects on capacity	40°C (104°F)	103%
	25°C (77°F)	100%
	0°C (32°F)	86%
	-15°C (5°F)	65%
Self Discharge(25°C)	Capacity after 3 months storage	91%
	Capacity after 6 months storage	82%
	Capacity after 12 months storage	65%



Dimensions unit:mm



Length	490±2mm (19.3 inches)
Width	350±2mm (13.8 inches)
Container Height	345±2mm (13.6 inches)
Total Height	382±2mm (15.04 inches)

Battery Construction

Component	Positive plate	Negative plate	Container	Safety valve	Terminal	Separator	Electrolyte
Raw material	Lead dioxide	Lead	ABS(UL94-HB) or FR(UL94-V0)	Rubber	Copper	Fiberglass	Sulfuric acid

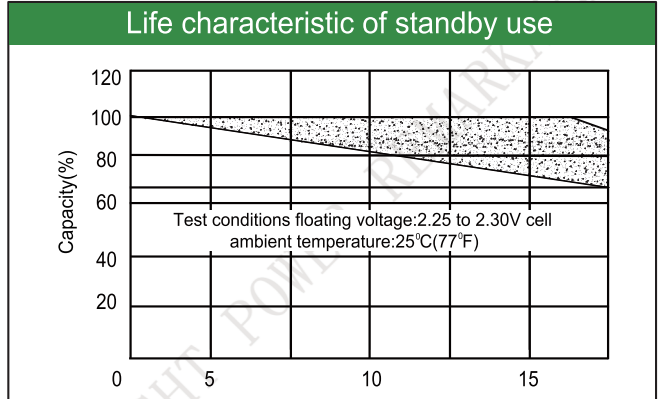
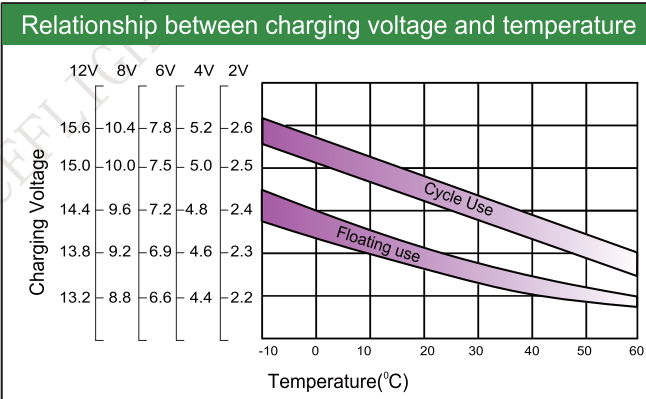
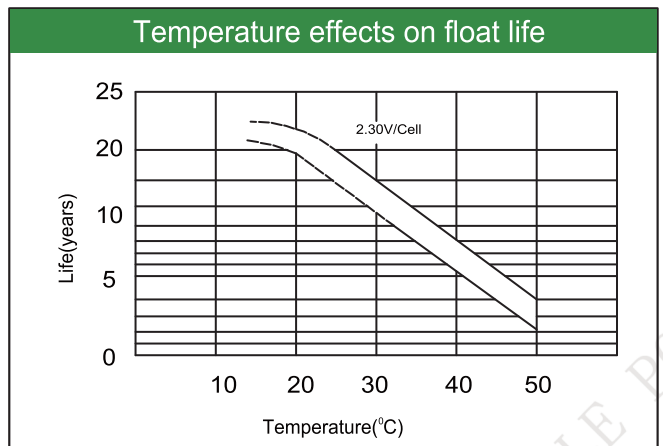
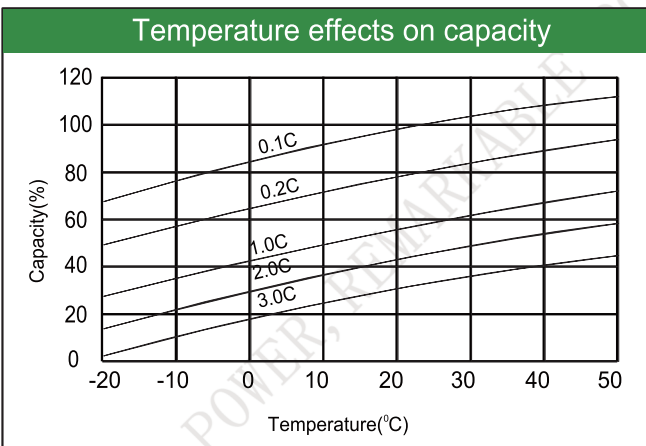
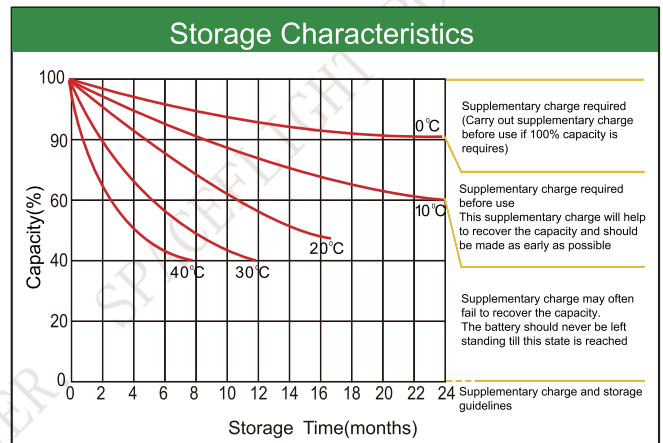
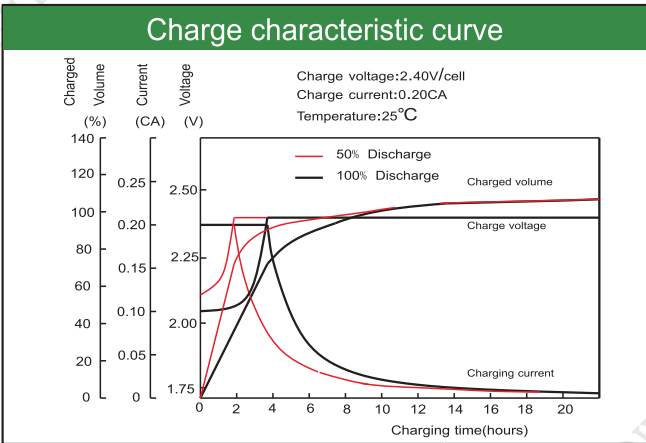
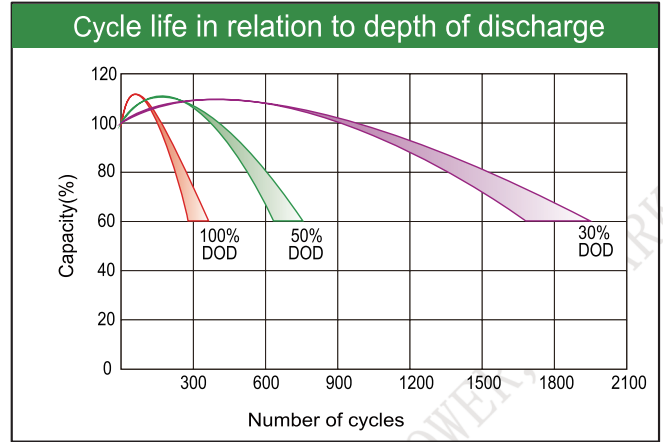
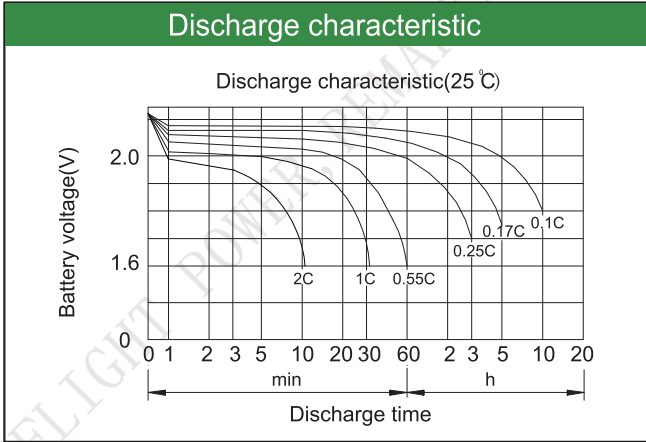
Constant Current Discharge (Amperes) at 25°C(77°F)

E.V/Time	5min	10min	15min	30min	45min	1h	3h	5h	10h
1.60V	/	3423	3026	1986	1439	1230	545	384	214
1.65V	/	3245	2880	1899	1380	1194	535	378	211
1.70V	/	3062	2729	1806	1319	1150	520	370	208
1.75V	/	2869	2575	1712	1255	1116	500	358	204
1.80V	/	2678	2420	1615	1166	1063	480	345	200

Constant Power Discharge (Watts/cell) at 25°C(77°F)

E.V/Time	5min	10min	15min	30min	45min	1h	2h	3h	5h
1.60V	/	5562	5005	3254	2345	2032	1357	897	634
1.65V	/	5465	4838	3166	2305	1999	1343	890	627
1.70V	/	5289	4704	3120	2282	1987	1294	879	617
1.75V	/	5089	4583	3030	2221	1971	1238	872	615
1.80V	/	4896	4453	2972	2137	1955	1179	867	602

Note: The above characteristics data are average values obtained Within three charge/discharge cycles not the minimum.



Factory address: Fukang Industrial Zone, Longnan, Ganzhou, Jiangxi Province, China.
 Shenzhen Office: RM208-210, Building D, Tongju industrial Park, No.4, Longping West Road, Longgang District, Shenzhen.
 TEL: +86-755-28288189 sales@sfbattery.com www.sfbattery.com