

HTG Series Battery

SPACEFLIGHT HTG Series Battery is hybrid GEL battery designed with deep cycle technology to give extra-durable cycle performance. HTG series battery with 12 years floating design life at 25°C.

Applications

- Solar and wind power systems
- Communication systems
- Uninterruptible power supplies
- Golf carts and buggies
- Alarm and security system
- Electric toy and wheelchairs, etc

General Features

- 12 years designed floating life(25 °C)
- Non-spillable construction
- Sealed and maintenance-free
- Excellent recovery from deep discharge
- High density active materials plates
- Longer Life and low self-discharge

Standards

- Compliance with IEC, BS, JIS and EU standards.
- UL, CE Certified
- ISO45001,ISO9001 and ISO14001 certified production facilities

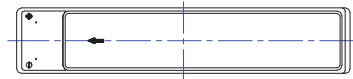
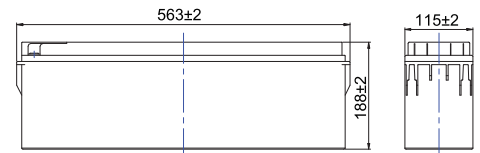
Specifications

Rated Voltage	12V	
Nominal Capacity	80Ah	(C ₁₀ , 10.8V)
Approx Weight	27.4kg±3%(60.4lbs)	
Terminal	F12	
Rated Capacity(25°C)	87 Ah	(20hr,4.35A,10.5V)
	80 Ah	(10hr,8A,10.8V)
	71 Ah	(5hr,14.2A,10.5V)
	54 Ah	(1hr,54A,9.6V)
Max.Discharge Current	800A(5s)	
Max.Charge Current	20A	
Internal Resistance(25°C)	Approx 5mΩ	
Operating Temp.Range	Discharge	-20~60°C(-4~140°F)
	Charge	-10~50°C(14~122°F)
	Storage	-20~60°C(-4~140°F)
Nominal operating temperature	25±5°C	
Charge Voltage @25°C(77°F)	Cycle Use	Initial Charging Current less than 20A. Voltage 14.4V~15.0V at 25°C(77°F)Temp. Coefficient -30mV/°C
	Standby Use	Initial Charging Current less than 20A. Voltage 13.5V~13.8V at 25°C(77°F)Temp. Coefficient -20mV/°C
Temperature effects on capacity	40°C (104°F)	103%
	25°C (77°F)	100%
	0°C (32°F)	86%
	-15°C (5°F)	65%
Self Discharge(25°C)	Capacity after 3 months storage	91%
	Capacity after 6 months storage	82%
	Capacity after 12 months storage	65%

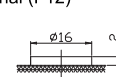


Dimensions

unit:mm



Terminal (F12)



Unit:mm

Length	563±2mm (22.2 inches)
Width	115±2mm (4.53 inches)
Container Height	188±2mm (7.40 inches)
Total Height	188±2mm (7.40 inches)

Battery Construction

Component	Positive plate	Negative plate	Container	Safety valve	Terminal	Separator	Electrolyte
Raw material	Lead dioxide	Lead	ABS(UL94-HB) or FR(UL94-V0)	Rubber	Copper	AGM	SiO ₂ +H ₂ SO ₄

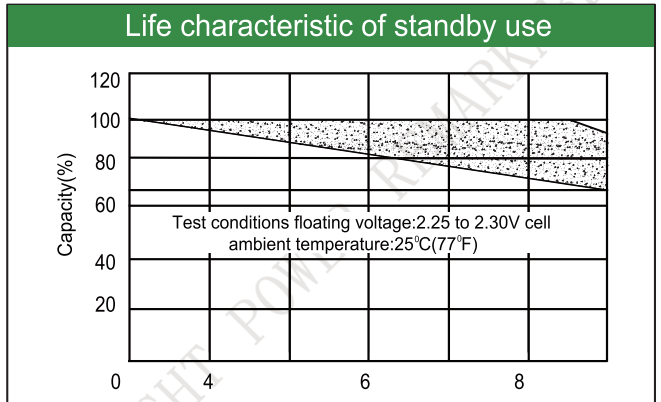
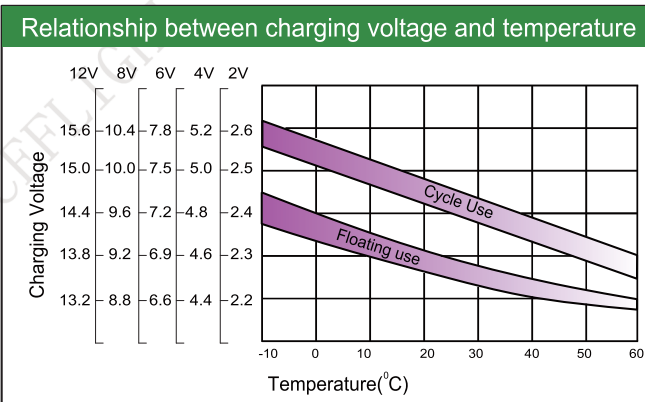
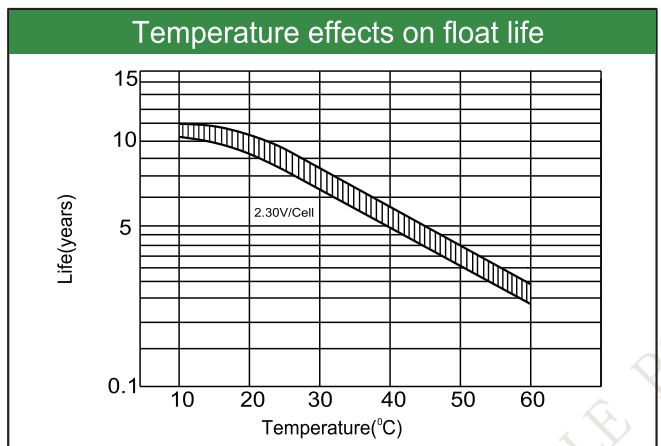
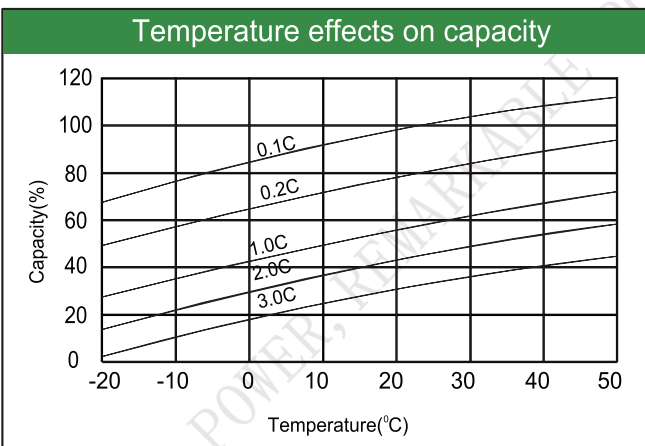
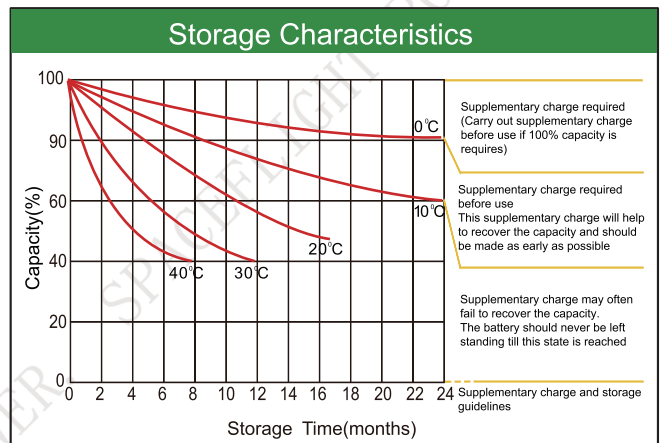
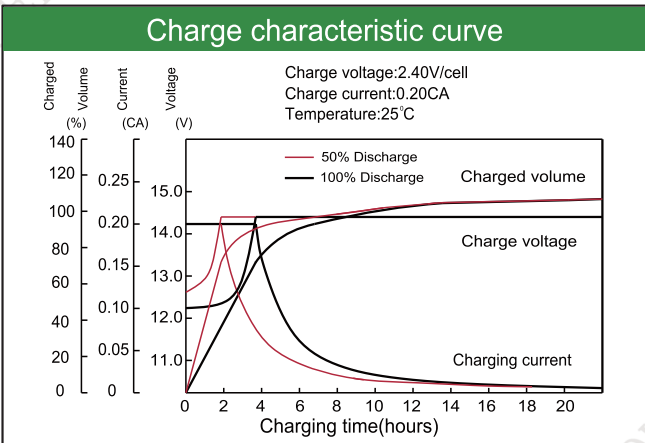
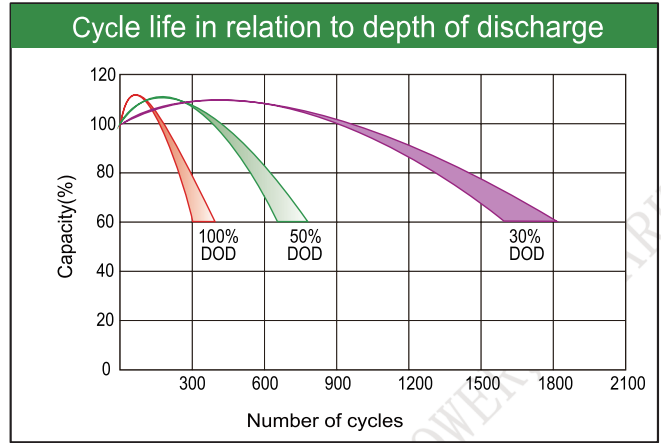
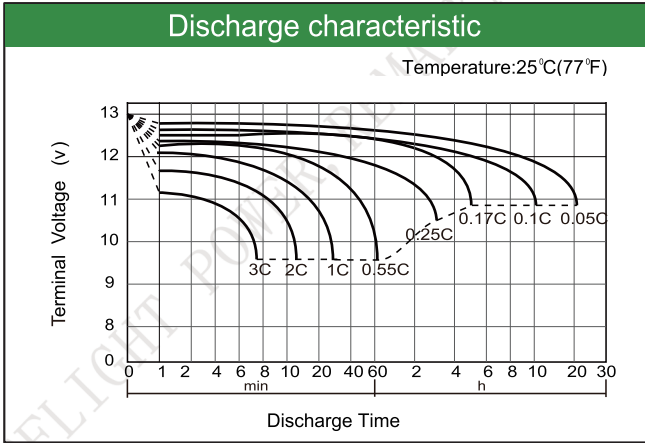
Constant Current Discharge (Amperes) at 25°C(77°F)

E.V/Time	10min	15min	30min	45min	1h	3h	5h	10h	20h
1.60V	200	157	97.0	70.0	54.0	22.5	15.1	8.25	4.40
1.65V	188	146	93.8	67.7	52.9	22.0	14.8	8.2	4.40
1.70V	175	138	90.6	65.3	51.8	21.5	14.5	8.15	4.35
1.75V	163	130	87.3	62.8	50.6	20.9	14.2	8.1	4.35
1.80V	151	123	83.9	60.2	49.3	20.3	13.8	8.0	4.30

Constant Power Discharge (Watts/cell) at 25°C(77°F)

E.V/Time	10min	15min	30min	45min	1h	3h	5h	10h	20h
1.60V	338	266	165	120	92.9	39.1	26.8	15.9	8.69
1.65V	321	251	162	117	92.2	38.7	26.6	15.7	8.53
1.70V	303	240	158	115	91.4	38.3	26.4	15.6	8.40
1.75V	289	232	156	113	91.5	38.2	26.5	15.5	8.36
1.80V	268	219	150	108	89.2	37.1	25.7	15.4	8.32

Note: The above characteristics data are average values obtained Within three charge/discharge cycles not the minimum.



Factory address: Fukang Industrial Zone, Longnan, Ganzhou, Jiangxi Province, China.
 Shenzhen Office: RM208-210, Building D, Tongju industrial Park, No.4, Longping West Road, Longgang District, Shenzhen.
 TEL: +86-755-28288189 sales@sfbattery.com www.sfbattery.com